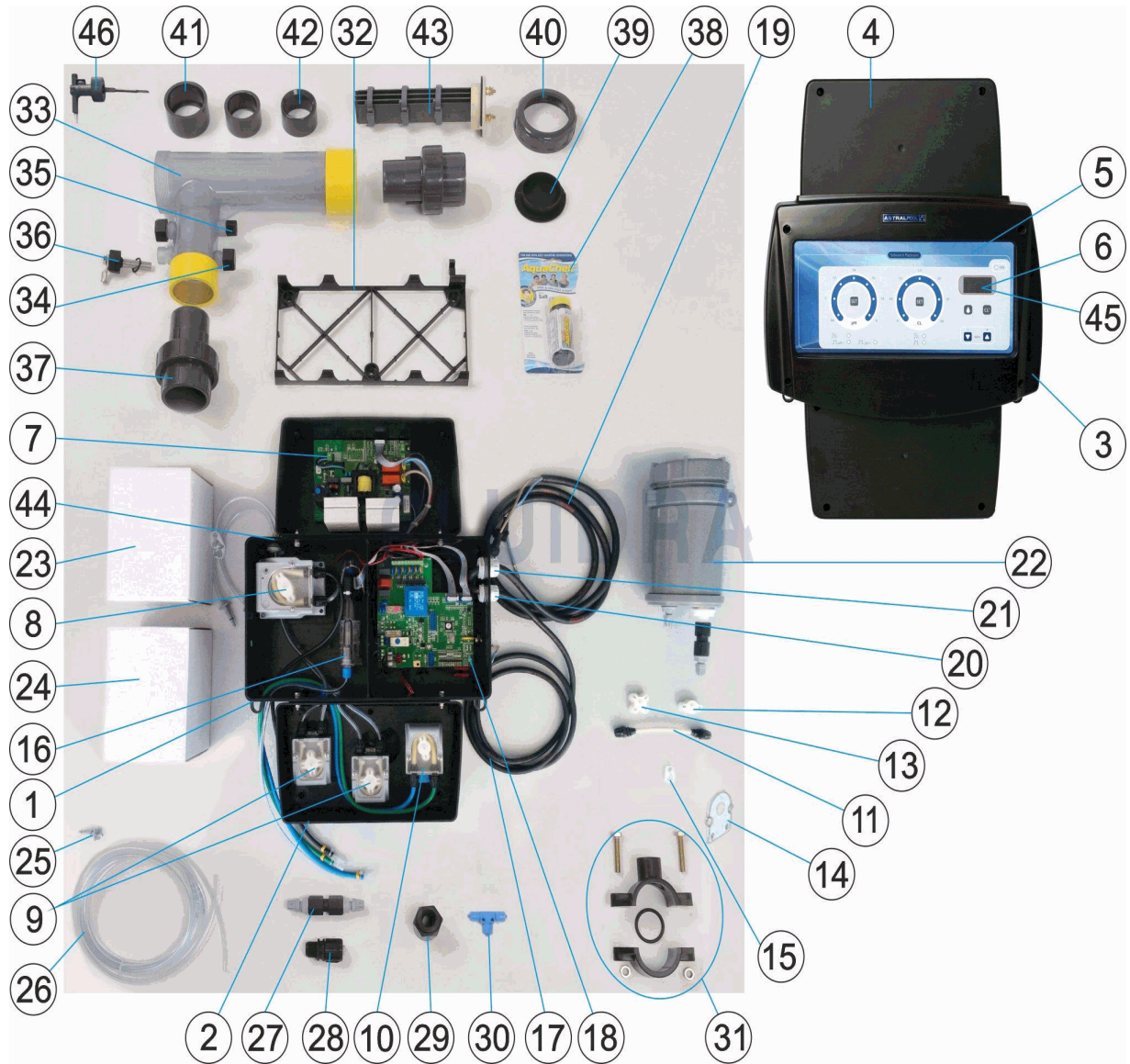


CODIGO **54050**

DESCRIPCION: **ELECTROLISIS SEL WATCH PLATINUM**



ESPAÑOL

POS	CODIGO	DESCRIPCION	CANTIDAD	POS	CODIGO	DESCRIPCION	CANTIDAD
1	4408060028	CARCASA SEL PURE V4		13	* 4408040029	PORTA RODILLOS DE 4 RODILLOS 0,1 L/H.	
2	4408060084	CARCASA PEQUEÑA + PLATINA + REJILLA		14	* 4408060087	CUBIERTA TRANSPARENTE BOMBA 6L/H	
3	4408060043	TAPA CUERPO DUAL PURE		14	* 4408060080	CUBIERTA TRANSPARENTE BOMBA L3 MOI	
4	4408060085	TAPA CUERPO PARA CARCASA PEQUEÑA		15	4408060034	CLIP REGULADOR DE TUBO	
5	4408060038	CARATULA SEL WATCH PLATINUM		16	4408040032	CAMARA DE ANALISIS ANALYS 3	
6	4408060086	TARJETA CON DISPLAY ANALYS 3		17	4408040040	CABLE ALIMENTACION 2X1,5MM2 2.1M	
7	4408040045	CIRCUITO IMPRESO ANALYS SEL 10 AMP		18	4408040041	CIRCUITO IMPRESO ANALYS 3	
8	4408040033	BOMBA PERISTALTICA 6 L/H MP2P 1BA		19	4408060002	CABLE ELECTRODO COMPLETO	
9	P01AA0101001	BOMBA PERISTALTICA 0.1 L/H MP1 P		20	4408060050	CJTO PRENSAESTOPAS PG 11	
10	4408060039	BOMBA PH 2,4 L/H.		21	4408060051	CJTO PRENSAESTOPAS PG 16	
11	* 4408040034	TUBO LATEX CON RACORES 6L/H.		22	4408060036	DEPRESOR ANALYS	
11	* 4408040030	TUBO LATEX CON RACORES		23	300395	REACTIVO AMI PH 1 L. NEUTRO	
11	* 4408060022	TUBO LATEX CON RACORES		24	4408040036	REACTIVO CLORO 1 L.	

CODIGO **54050**

DESCRIPCION: **ELECTROLISIS SEL WATCH PLATINUM**

12	* 4408040035	PORTA RODILLOS MODELO 6 L/H MP2 D	25	4408060035	CONECTOR BOLSA REACTIVO DYOPACK
12	* 4408040049	PORTA RODILLOS PH MODELO 2 1,8-2,4	26	4408040028	TUBO PVC TRANSPARENTE 4X6MM L=4M
27	4408060088	RACORD INYECCION CON ANTIRETORNO	37	4408060104	RACCOR UNION A COLLAR M/H. 63
28	4408040027	RACORD INYECCION, ASPIRACION	38	4408060007	ESTUCHE ANALISIS SEL
29	4408040043	MACHON REDUCTOR ¼ - ½	39	4408060122	TAPON GRANDE VASO + JUNTA
30	4408040042	RACORD TE M/M/M 3/8"	40	4408060105	TUERCA D. 92 ELECTRODO SEL + JUNTA
31	* 4408060119	COLLARIN DE CARGA 50	41	4408060102	REDUCCION 75/63
31	* 4408060024	COLLARIN CARGA 63	42	4408060103	REDUCCION 63/50
32	4408040037	SOPORTE MURAL	43	54053	ELECTRODO SEL 95 - 7 PLACAS
33	4408060129	CARCASA PORTACELULA (100 M3)	44	4408060089	CJTO PRENSAESTOPAS PG-9 ESTANDARD
34	4408060121	TAPON NEGRO OBTURADOR + JUNTA	45	4408060041	CONECTOR 14 VIAS DISPLAY
35	4408060008	TAPON PEQUEÑO INYECCIÓN PARA VASO	46	4408060108	FLUXOSTATO COMPLETO
36	4408060026	TOMA TIERRA VASO			

CODIGO **54050**

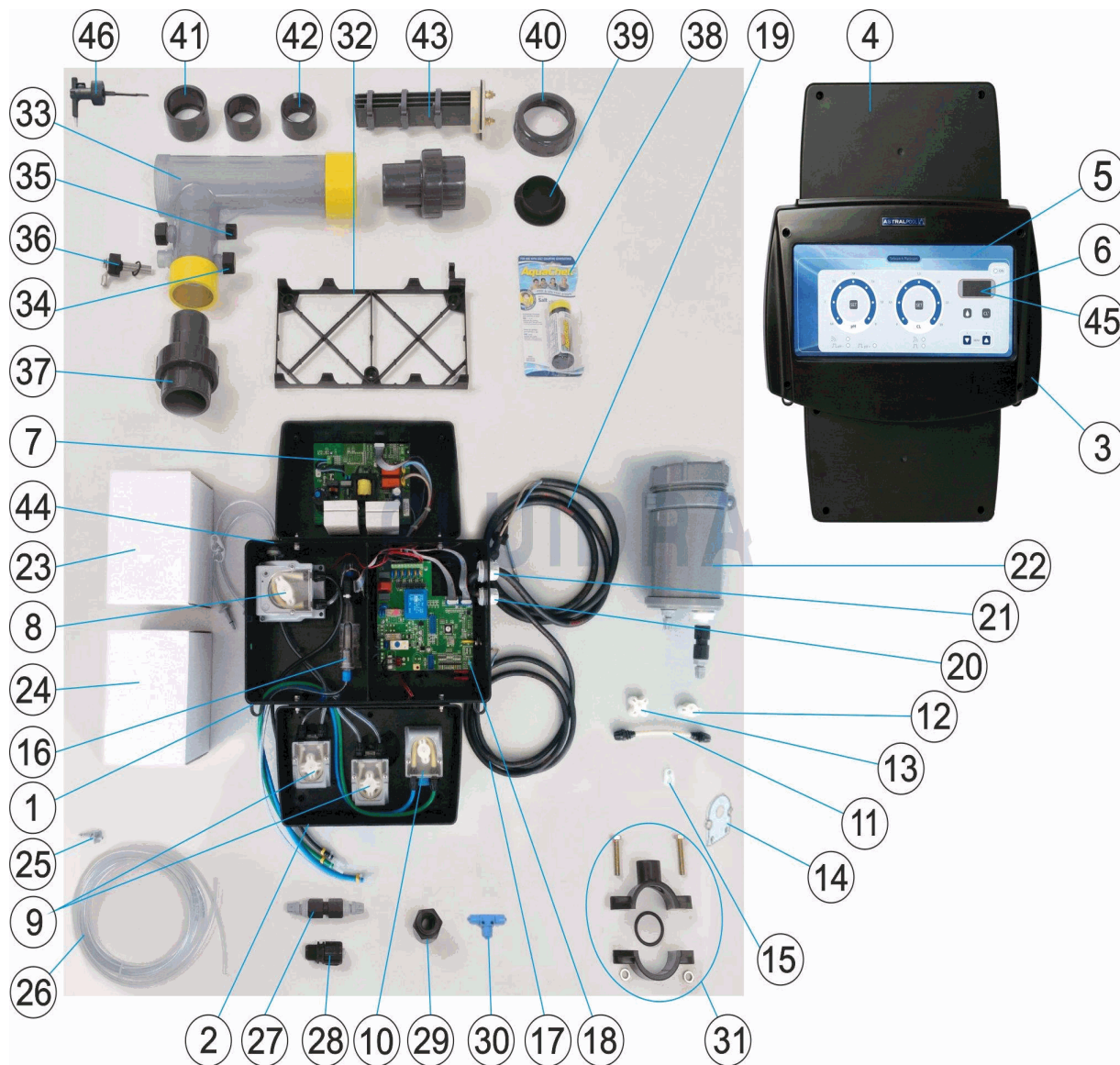
DESCRIPCION: **ELECTROLISIS SEL WATCH PLATINUM**

OBSERVACIONES

POS	CODIGO	OBSERVACIONES
11	* 4408040034	PARA: 4408040033 PUMP
11	* 4408040030	PARA: 4408040031 PUMP
11	* 4408060022	PARA: 4408060039 PUMP
12	* 4408040035	PARA: 4408040033 PUMP
12	* 4408040049	PARA: 4408060039 PUMP
13	* 4408040029	PARA: P01AA0101001 PUMP
14	* 4408060087	PARA: 4408040033 PUMP
14	* 4408060080	PARA: P01AA0101001 AND 4408060039 PUMP
31	* 4408060119	PARA: Ø50
31	* 4408060024	PARA: Ø63

CODE 54050

DESCRIPTION: ÉLECTROLYSE SEL WATCH PLATINUM



FRANCAIS

POS	CODE	DESCRIPTION	QUANTITE	POS	CODE	DESCRIPTION	QUANTITE
1	4408060028	CARCASSE SEL PURE V4		13	* 4408040029	GALET POMPE (4GALETS) 0,1 L/H.	
2	4408060084	PETIT COFFRE + PLATINE + GRILLE		14	* 4408060087	CAPOT TRANSPARENT POMPE 6L/H	
3	4408060043	COUVERCLE DUAL PURE		14	* 4408060080	CAPOT TRANSPARENT POMPE L3 MODELE	
4	4408060085	CAPOT PETIT COFFRE		15	4408060034	PINCE DE RÉGLAGE DU TUYAU	
5	4408060038	COUVERCLE SEL WATCH PLATINUM		16	4408040032	CHAMBRE D'ANALYSE NU ANALYS 3	
6	4408060086	CARTE AFFICHEUR ANALYS 3		17	4408040040	CÂBLE ALIMENTATION 2X1,5MM2 2.1M	
7	4408040045	CARTE ANALYS SEL 10 AMP		18	4408040041	CARTE ANALYS 3	
8	4408040033	CHAMBRE D'ANALYSE NU ANALYS 3		19	4408060002	CABLE ELECTRODE	
9	P01AA0101001	POMPE PERI_STAT 0.1 L/H MP1 P		20	4408060050	ENS. PRESSE-ÉTOUPES PG11	
10	4408060039	POMPE PERI-STAT 2.4 L/H MODELE		21	4408060051	ENS. PRESSE-ÉTOUPES PG16	
11	* 4408040034	LATEX 6 L/H. COMPLET		22	4408060036	DÉPRESSEUR ANALYS	
11	* 4408040030	LATEX COMPLET		23	300395	REACTIF AMI PH 1L. NEUTRE	
11	* 4408060022	TUYAU EN CAOUTCHOUC		24	4408040036	REACTIF CLORO 1 L.	

* VOIR FICHE D'OBSERVATIONS

CODE **54050**

DESCRIPTION: **ÉLECTROLYSE SEL WATCH PLATINUM**

12	* 4408040035	GALET POMPE MODELE 6 L/H MP2 D	25	4408060035	CONNECTEUR SAC RÉACTIF DYOPACK
12	* 4408040049	GALET POMPE PH MODELE 2 1,8-2,4	26	4408040028	TUBE PVC COLIBRI TRNSPARENT COUPE 4
27	4408060088	CANNE D'INJECTION CLAPET ANTIRETOUI	37	4408060104	RACCORD UNION Á COLLER M/H 63
28	4408040027	CANNE INJECTION ASPIRATION, DÉPRESSE	38	4408060007	KIT ANALYSE SEL
29	4408040043	MACHON REDUIT TARAUDER FF. 3/4 - 1/2	39	4408060122	COUVERCLE GRAND VASE + JOINT
30	4408040042	RACCORD TE M/M/M 3/8"	40	4408060105	ECROU D. 92 ELECTRODE SEL + JOINT
31	* 4408060119	COLLIER PRISE CHARGE D.50	41	4408060102	RÉDUCTION 75/63
31	* 4408060024	COLLIER DE PRISE EN CHARGE D. 63	42	4408060103	RÉDUCTION 63/50
32	4408040037	SUPPORT MURAL	43	54053	ELECTRODE SEL 95 -7 PLAQUES
33	4408060129	PORTE-CELLULE (100 M3)	44	4408060089	ENS. PRESSE-ÉTOUPES PG9 STANDARD C
34	4408060121	COUVERCLE NOIR DE FERMENTURE + JO	45	4408060041	CONNECTEUR 14 VIAS DISPLAY
35	4408060008	BOUCHON PETIT INJECTION POUR VASE	46	4408060108	CONTROLEUR DE DÉBIT COMPLET
36	4408060026	PRISE DE TERRE			

CODE **54050**

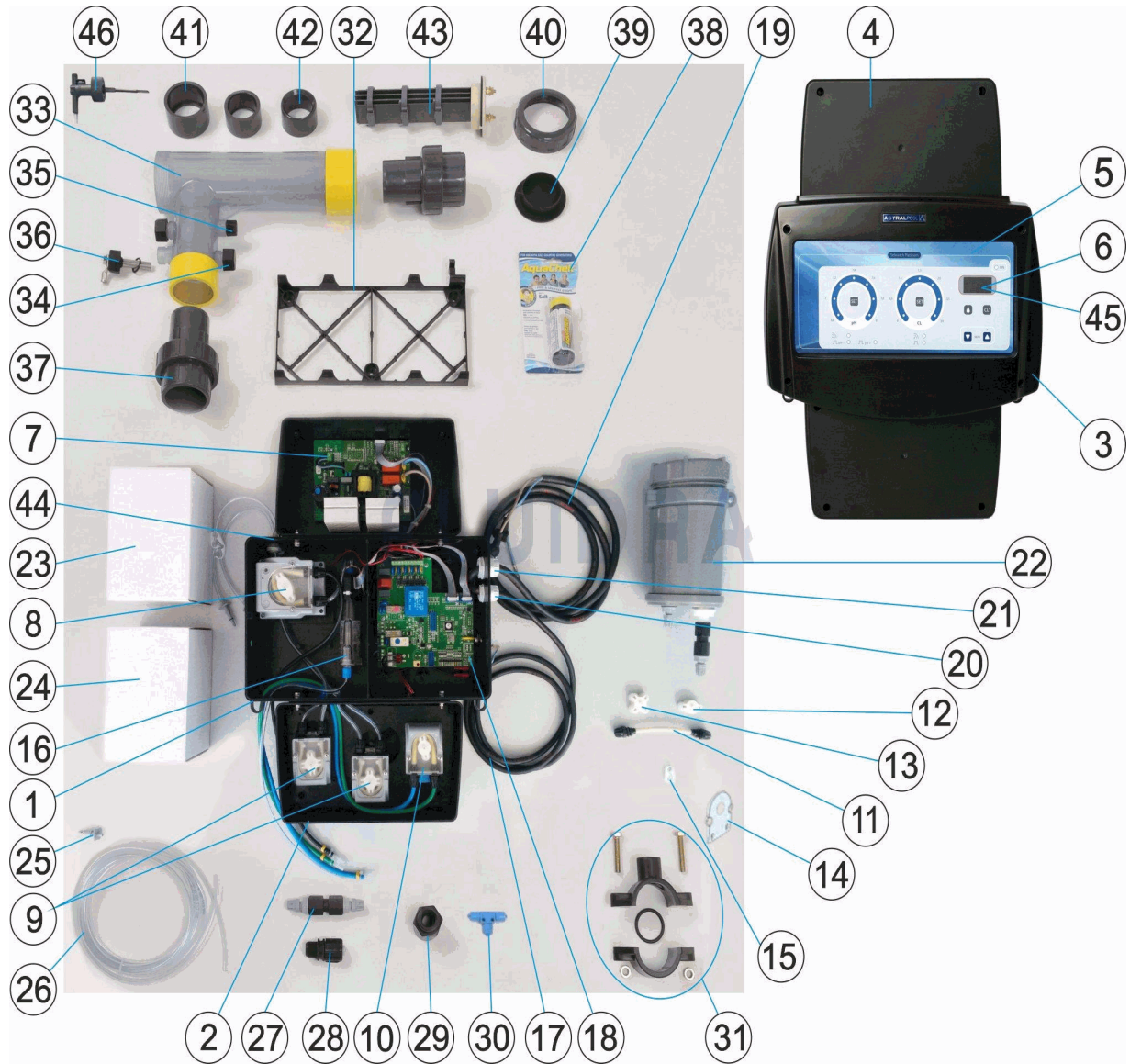
DESCRIPTION: **ÉLECTROLYSE SEL WATCH PLATINUM**

OBSERVATIONS

POS	CODE	OBSERVATIONS
11	* 4408040034	POUR: 4408040033 PUMP
11	* 4408040030	POUR: 4408040031 PUMP
11	* 4408060022	POUR: 4408060039 PUMP
12	* 4408040035	POUR: 4408040033 PUMP
12	* 4408040049	POUR: 4408060039 PUMP
13	* 4408040029	POUR: P01AA0101001 PUMP
14	* 4408060087	POUR: 4408040033 PUMP
14	* 4408060080	POUR: P01AA0101001 AND 4408060039 PUMP
31	* 4408060119	POUR: Ø50
31	* 4408060024	POUR: Ø63

CODE **54050**

DESCRIPTION: **ELECTROLYSIS SEL WATCH PLATINUM**



ENGLISH

POS	CODE	DESCRIPTION	QUANTITY	POS	CODE	DESCRIPTION	QUANTITY
1	4408060028	SEL PURE V4 SHELL		13	* 4408040029	0.1 L/H. ROLLER HOLDER FOR 4 ROLLERS	
2	4408060084	SMALL SHELL + PLATE + GRILLE		14	* 4408060087	6L/H PUMP TRANSPARENT COVER	
3	4408060043	COVER DUAL PURE		14	* 4408060080	L3 PUMP MOD. 2 TRANSPARENT COVER	
4	4408060085	COVER FOR SMALL SHELL		15	4408060034	TUBE REGULATOR CLIP	
5	4408060038	COVER SEL WATCH PLATINUM		16	4408040032	ANALYS 3 ANALYSIS CHAMBER	
6	4408060086	ANALYS 3 VIEWER CARD		17	4408040040	2X1,5MM2 2.1M SUPPLY CABLE	
7	4408040045	ANALYS SEL 10 AMP PRINTED CIRCUIT		18	4408040041	ANALYS 3 PRINTED CIRCUIT	
8	4408040033	6 L/H MP2P 1BA PERISTALTIC PUMP		19	4408060002	ELECTRODE CABLE	
9	P01AA0101001	0.1 L/H MP1 P PERISTALTIC PUMP		20	4408060050	PG11 PACKING GLAND UNIT	
10	4408060039	2.4 L/H PERISTALTIC PUMP		21	4408060051	PG16 PACKING GLAND UNIT	
11	* 4408040034	6L/H. LATEX TUBING WITH COUPLINGS		22	4408060036	DEPRESSOR ANALYS	
11	* 4408040030	LATEX TUBING WITH COUPLINGS		23	300395	1 L. 3 AMI PH REAGENT	
11	* 4408060022	LATEX TUBE		24	4408040036	1 L. CHLORINE REAGENT	

CODE **54050**

DESCRIPTION: **ELECTROLYSIS SEL WATCH PLATINUM**

12	* 4408040035	MODEL 6 L/H MP2 D ROLLER HOLDER	25	4408060035	REACTIVE BAG CONNECTOR DYOPACK
12	* 4408040049	MODEL 2 1.8-2.4 PH ROLLER HOLDER	26	4408040028	4X6MM L=4M TRANSPARENT PVC TUBING
27	4408060088	INJECTION COUPLING WITH CHECK VALVE	37	4408060104	M/F 63 SOLVENT SOCKET UNION
28	4408040027	INJECTION COUPLING, SUCTION	38	4408060007	SEL ANALYSIS CASE
29	4408040043	3/4 - 1/2 REDUCING NIPPLE	39	4408060122	HOUSING CAP + GASKET
30	4408040042	3/8" M/M/M T COUPLIN "	40	4408060105	D. 92 ELECTRODE NUT + GASKET
31	* 4408060119	50 CLAMP SADDLE	41	4408060102	75/63 REDUCTION SOCKET
31	* 4408060024	63 CLAMP SADDLE	42	4408060103	63/50 REDUCTION SOCKET
32	4408040037	WALL BRACKET	43	54053	ASTRAL SEL 95 ELECTRODE (7 PLATES)
33	4408060129	ELECTRODES HOUSING (100 M3)	44	4408060089	PG9 PACKING GLAND UNIT
34	4408060121	BLACK OBTURATING PLUG + GASKET	45	4408060041	CONNECTOR 14 VIAS DISPLAY
35	4408060008	SMALL INJECTION CAP FOR RECIPIENT	46	4408060108	COMPLETE FLOWSWITCH
36	4408060026	EARTH CONNECTION			

CODE **54050**

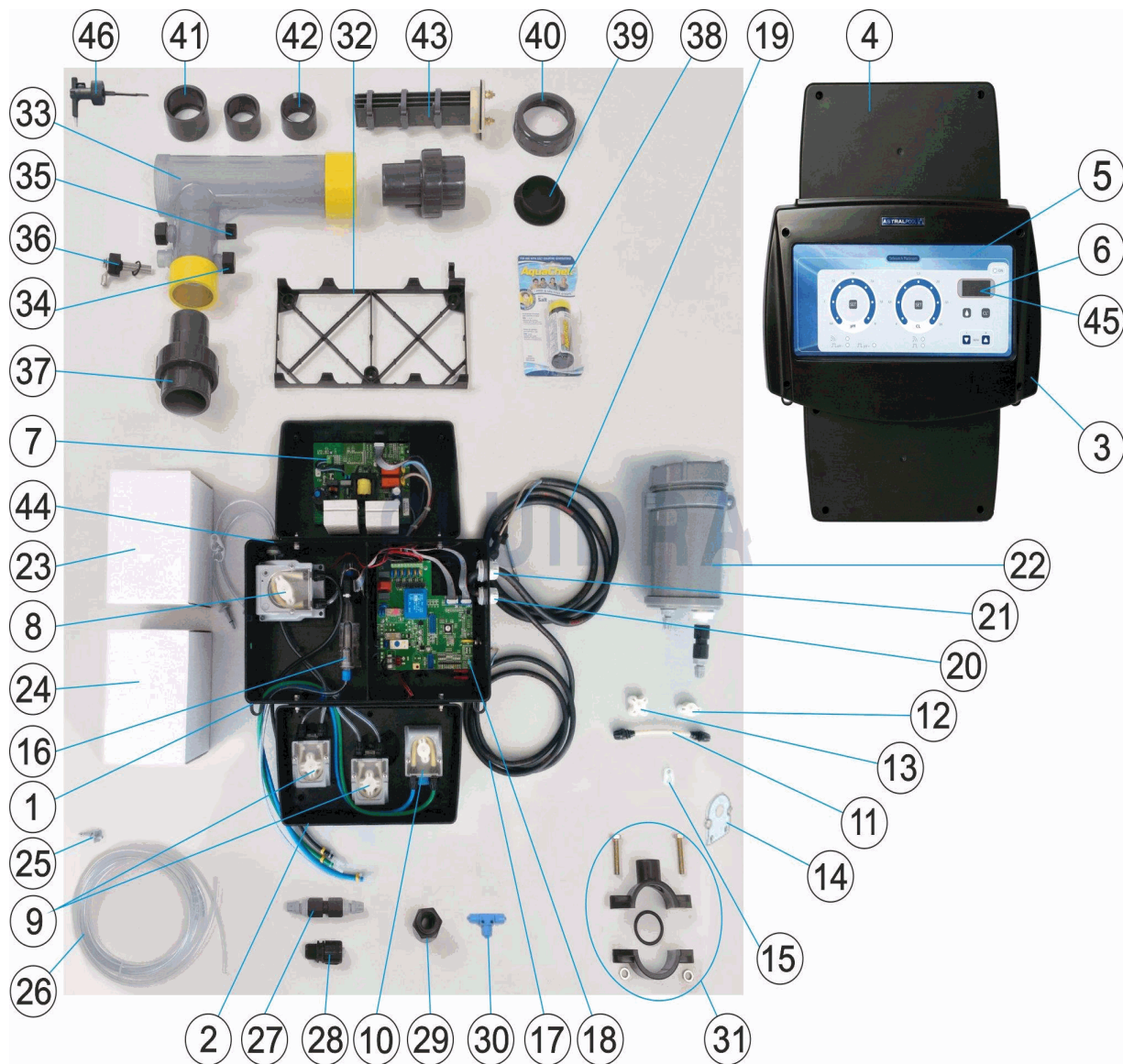
DESCRIPTION: **ELECTROLYSIS SEL WATCH PLATINUM**

OBSERVATIONS

POS	CODE	OBSERVATIONS
11	* 4408040034	FOR: 4408040033 PUMP
11	* 4408040030	FOR: 4408040031 PUMP
11	* 4408060022	FOR: 4408060039 PUMP
12	* 4408040035	FOR: 4408040033 PUMP
12	* 4408040049	FOR: 4408060039 PUMP
13	* 4408040029	FOR: P01AA0101001 PUMP
14	* 4408060087	FOR: 4408040033 PUMP
14	* 4408060080	FOR: P01AA0101001 AND 4408060039 PUMP
31	* 4408060119	FOR: Ø50
31	* 4408060024	FOR: Ø63

CODICE **54050**

DESCRIZIONE: **ELETTROLISI SEL WATCH PLATINUM**



ITALIANO

POS	CODICE	DESCRIZIONE	QUANTITA'	POS	CODICE	DESCRIZIONE	QUANTITA'
1	4408060028	SCATOLA IN SEL PURE V4		13	* 4408040029	PORTA RULLO DA 4 RULLI 0,1 L/H.	
2	4408060084	SCATOLA PICCOLA + LAMINA + GRIGLIA		14	* 4408060087	COPERTURA TRASPARENTE POMPA 6L/H	
3	4408060043	COPERCHIO CORPO DUAL CORE		14	* 4408060080	COPERTURA TRASPARENTE POMPA L3 N	
4	4408060085	COPERCHIO PER SCATOLA PICCOLA		15	4408060034	CLIP PORTATUBI	
5	4408060038	COPERCHIO SEL WATCH PLATINUM		16	4408040032	CAMERA DI ANALISI ANALYS 3	
6	4408060086	SCHEDA VISORE ANALYS 3		17	4408040040	CAVO DI ALIMENTAZIONE 2X1,5MM2 2.1M	
7	4408040045	CIRCUITO STAMPATO ANALYS SEL 10 AMP		18	4408040041	CIRCUITO STAMPATO ANALYS 3	
8	4408040033	POMPA PERISTALTICA 6 L/H MP2P 1BA		19	4408060002	CAVO ELETTRODO	
9	P01AA0101001	POMPA PERISTALTICA 0.1 L/H MP1 P		20	4408060050	GRUPPO PREMISTOPPA PG11	
10	4408060039	POMPA PERISTALTICA 2.4 L/H		21	4408060051	GRUPPO PREMISTOPPA PG16	
11	* 4408040034	TUBO IN LATEX CON RACCORDI 6 L/H.		22	4408060036	DEPRESSORE ANALYS	
11	* 4408040030	TUBO IN LATEX CON RACCORDI		23	300395	REAGENTE 3 AMI PH 1 L.	
11	* 4408060022	TUBO IN LATEX		24	4408040036	REAGENTE CLORO 1 L.	

*** SI FACCIA RIFERIMENTO AL FOGLIO DELLE OSSERVAZIONI**

CODICE **54050**

DESCRIZIONE: **ELETTROLISI SEL WATCH PLATINUM**

12	* 4408040035	PORTA RULLI MODELLO 6 L/H MP2 D	25	4408060035	CONNETTORE BORSA REATTIVA DYOPACK
12	* 4408040049	PORTA RULLI PH MODELLO 2 1,8-2,4	26	4408040028	TUBO PVC TRASPARENTE 4X6MM L=4M
27	4408060088	RACCORDO D'INIEZIONE CON ANTIRITORI	37	4408060104	RACCORDO INCOLLAGGIO MF D.63
28	4408040027	RACCORDO INIEZIONE, ASPIRAZIONE	38	4408060007	ASTUCCIO ANALISI SEL
29	4408040043	ADATTATORE MASCHIO 3/4 - 1/2	39	4408060122	TAPPO NERO GRANDE ELETTRODO + GUA
30	4408040042	RACCORDO T M/M/M 3/8"	40	4408060105	GHIERA D.92 ELETTRODO + GUARNIZIONE
31	* 4408060119	COLLARE D. 50	41	4408060102	RIDUZIONE 75/63
31	* 4408060024	COLLARE D. 63	42	4408060103	RIDUZIONE 63/50
32	4408040037	SUPPORTO MURALE	43	54053	ELETTRODO SEL 95 - 7 PLACHE
33	4408060129	PORTAELETTODI (100 M3)	44	4408060089	GRUPPO PREMISTOPPA PG9
34	4408060121	TAPPO NERO PICCOLO + GUARNIZIONE	45	4408060041	CONNETTORE 14 VIAS DISPLAY
35	4408060008	TAPPO PICCOLO INIEZIONE PER VASCA	46	4408060108	FLUSOSTATO COMPLETO
36	4408060026	PRESA A TERRA			

CODICE **54050**

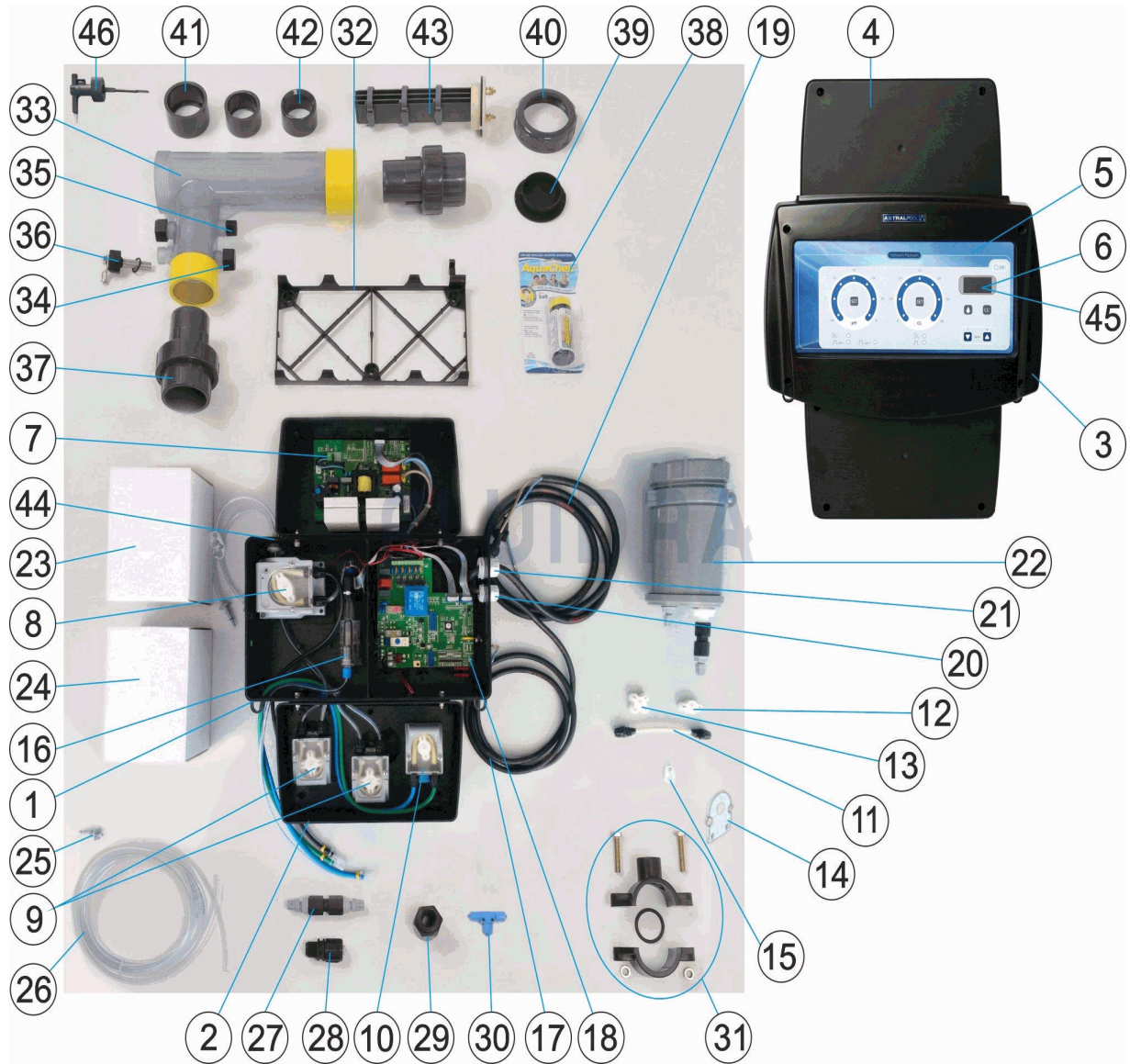
DESCRIZIONE: **ELETTROLISI SEL WATCH PLATINUM**

OSSERVAZIONI

POS	CODICE	OSSERVAZIONI
11	* 4408040034	PER: 4408040033 PUMP
11	* 4408040030	PER: 4408040031 PUMP
11	* 4408060022	PER: 4408060039 PUMP
12	* 4408040035	PER: 4408040033 PUMP
12	* 4408040049	PER: 4408060039 PUMP
13	* 4408040029	PER: P01AA0101001 PUMP
14	* 4408060087	PER: 4408040033 PUMP
14	* 4408060080	PER: P01AA0101001 AND 4408060039 PUMP
31	* 4408060119	PER: Ø50
31	* 4408060024	PER: Ø63

CODE **54050**

BESCHREIBUNG: ELEKTROLYSE SEL WATCH PLATINUM



DEUTSCH

POS	CODE	BESCHREIBUNG	MENGE	POS	CODE	BESCHREIBUNG	MENGE
1	4408060028	GEHÄUSE SEL PURE V4		13	* 4408040029	ROLLENSITZ 4 ROLLEN 0,1 L/H	
2	4408060084	GEHÄUSE KLEIN MIT PLATINE UND GITTEI		14	* 4408060087	ABDECKUNG TRANSPARENT PUMPE 6 L/H	
3	4408060043	ABDECKUNG GEHÄUSE DUAL PURE		14	* 4408060080	ABDECKUNG TRANSPARENT PUMPE L3 MK	
4	4408060085	ABDECKUNG FÜR GEHÄUSE KLEIN		15	4408060034	REGULIERCLIP ROHR	
5	4408060038	BEDIENFELD SEL WATCH PLATINUM		16	4408040032	ANALYSEKAMMER ANALYS 3	
6	4408060086	PLATINE MIT DISPLAY ANALYS 3		17	4408040040	VERSORUNGSKABEL 2X1,5MM2 2.1M	
7	4408040045	PLATINE SCHLATKREIS ANALYS SEL 10 AN		18	4408040041	PLATINE SCHLATKREIS ANALYS 3	
8	4408040033	PERISTALTIKPUMPE 6 L/H MP2P 1BA		19	4408060002	ELEKTRODENKABEL KOMPLETT	
9	P01AA0101001	PERISTALTISCHE PUMPE 0.1 L/H MP1 P		20	4408060050	SET QUETSCHVERSCHRAUBUNG PG11	
10	4408060039	PUMPE PH 2,4 L/H		21	4408060051	SET QUETSCHVERSCHRAUBUNG PG16	
11	* 4408040034	LATEXROHR MIT GEWINDEN 6 L/H		22	4408060036	DEPRESSIONSEINEHIT ANALYS	
11	* 4408040030	LATEXROHR MIT GEWINDEN		23	300395	REAGENZ 3 AMIPH 1 L	
11	* 4408060022	LATEXROHR MIT GEWINDEN		24	4408040036	REAGENZ CHLOR 1 L	

* SIEHE ANMERKUGSBLATT

CODE **54050**

BESCHREIBUNG: **ELEKTROLYSE SEL WATCH PLATINUM**

12	* 4408040035	ROLLENSITZ MODELL 6 L/H MP2 D	25	4408060035	STECKKUPPLUNG BEUTEL DYOPACK
12	* 4408040049	ROLLENSITZ PH MODELL 2 1,8 - 2,4	26	4408040028	ROHR PVC TRANSPARENT 4X6MM L=4M
27	4408060088	INJEKTOR-GEWINDESTÜCK MIT RÜCKSCH	37	4408060104	GEWINDESTÜCK VERBINDUNG - KRAGEN I
28	4408040027	INJEKTOR-GEWINDESTÜCK, SAUG	38	4408060007	ANALYSEETUI SEL
29	4408040043	REDUZIERSCHRAUBTEIL 3/4 - 1/2	39	4408060122	STOPFEN GROSS GEHÄUSE UND DICHTUN
30	4408040042	T-STÜCK NIPPEL/NIPPEL/NIPPEL 3/8"	40	4408060105	MUTTER D. 92 ELEKTRODE SEL UND DICHT
31	* 4408060119	LADESCHELLE 50	41	4408060102	REDUZIERSTÜCK 75/63
31	* 4408060024	LADESCHELLE 63	42	4408060103	REDUZIERSTÜCK 63/50
32	4408040037	WANDHALTERUNG	43	54053	ELEKTRODE SEL 95 - 7 PLATINEN
33	4408060129	ZELLENGEHÄUSE (100 M3)	44	4408060089	SET QUETSCHVERSCHRAUBUNG PG9 STA
34	4408060121	STOPFEN SCHWARZ VERSCHLUSS UND C	45	4408060041	STECKKUPPLUNG 14-WEGE DISPLAY
35	4408060008	STOPFEN KLEIN FÜR GEHÄUSE	46	4408060108	DURCHFLUSSMESSER KOMPLETT
36	4408060026	ERDUNG GEHÄUSE			

CODE **54050**

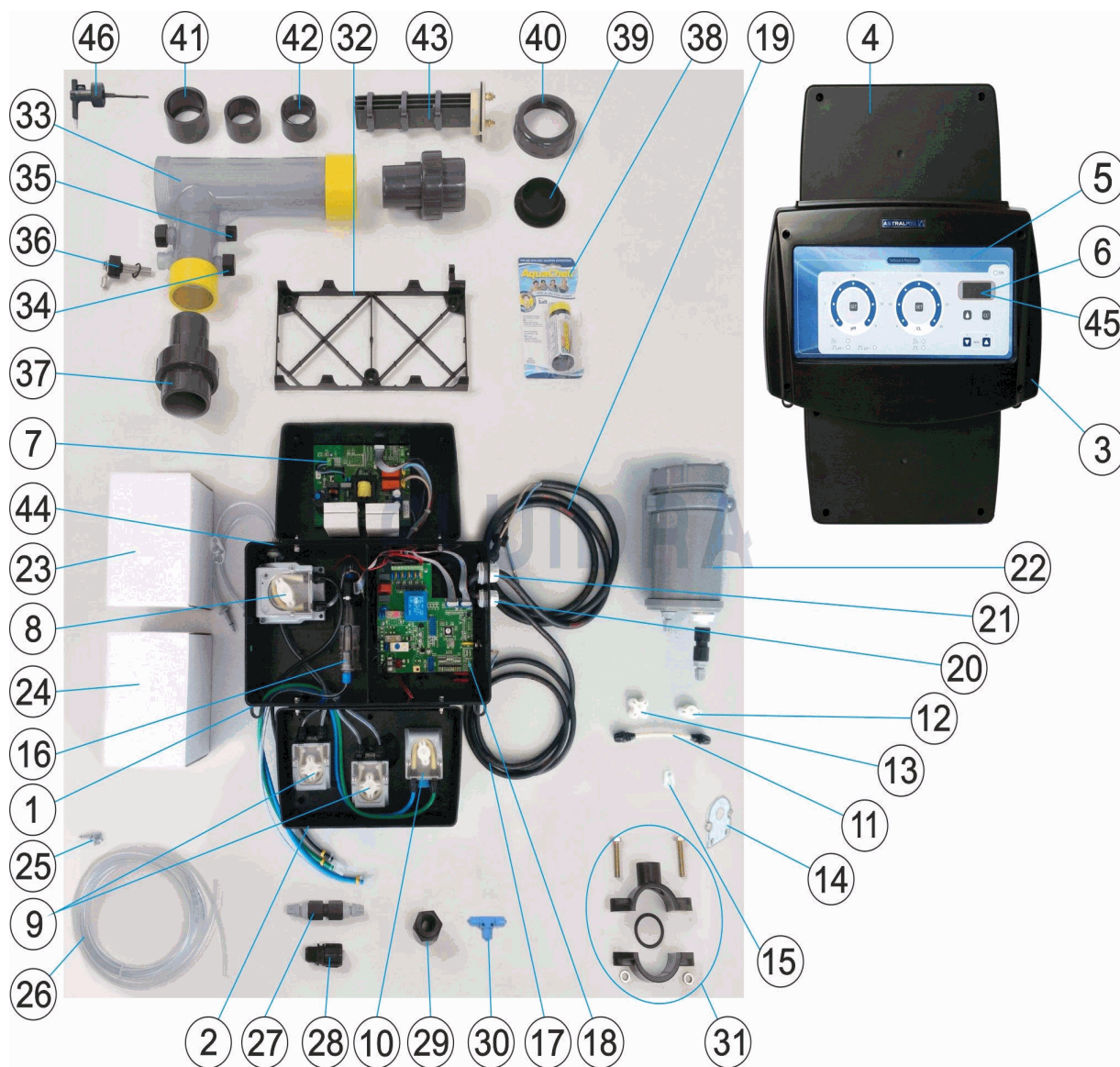
BESCHREIBUNG: ELEKTROLYSE SEL WATCH PLATINUM

HINWEISE

POS	CODE	HINWEISE
11	* 4408040034	FÜR: 4408040033 PUMP
11	* 4408040030	FÜR: 4408040031 PUMP
11	* 4408060022	FÜR: 4408060039 PUMP
12	* 4408040035	FÜR: 4408040033 PUMP
12	* 4408040049	FÜR: 4408060039 PUMP
13	* 4408040029	FÜR: P01AA0101001 PUMP
14	* 4408060087	FÜR: 4408040033 PUMP
14	* 4408060080	FÜR: P01AA0101001 AND 4408060039 PUMP
31	* 4408060119	FÜR: Ø50
31	* 4408060024	FÜR: Ø63

CODIGO **54050**

DESCRIÇÃO: **ELECTRÓLISE SEL WATCH PLATINUM**



PORTUGUES

POS	CODIGO	DESCRIÇÃO	JANTIDADE	POS	CODIGO	DESCRIÇÃO	JANTIDADE
1	4408060028	CARÇA SEL PURE V4		13	* 4408040029	PORTA CILINDROS DE 4 CILINDROS 0,1 CO	
2	4408060084	ARMAÇÃO PEQUENA + CHAPA + GRELHA		14	* 4408060087	COBERTURA TRANSPARENTE BOMBA 6L/H	
3	4408060043	TAMPA CORPO DUAL PURE		14	* 4408060080	COBERTURA TRANSPARENTE BOMBA L3 N	
4	4408060085	TAMPA CORPO PARA ARMAÇÃO PEQUENA		15	4408060034	GANCHO REGULADOR DE TUBO	
5	4408060038	COBERTA SEL WATCH PLATINUM		16	4408040032	CÂMARA DE ANÁLISES ANALYS 3	
6	4408060086	PLACA VISUALIZAÇÃO ANALYS 3		17	4408040040	CABO ALIMENTAÇÃO 2X1,5MM2 2.1M	
7	4408040045	CIRCUITO IMPRESSO ANALYS SEL 10 AMP		18	4408040041	CIRCUITO IMPRESSO ANALYS 3	
8	4408040033	BOMBA PERISTÁLTICA 6 L/H MP2P 1BA		19	4408060002	CABO SONDA	
9	P01AA0101001	BOMBA PERISTÁLTICA 0.1 L/H MP1 P		20	4408060050	CJTO. PRENSA-ESTOPAS PG11	
10	4408060039	BOMBA PERISTÁLTICA 2.4 L/H		21	4408060051	CJTO. PRENSA-ESTOPAS PG16	
11	* 4408040034	TUBO LÁTEX COM PEÇAS DE LIGAÇÃO 6 C		22	4408060036	DEPRESSOR ANALYS	
11	* 4408040030	TUBO LÁTEX COM PEÇAS DE LIGAÇÃO		23	300395	REAGENTE 3 AMI PH 1 L.	
11	* 4408060022	TUBO DE LÁTEX		24	4408040036	REAGENTE CLORO 1 L.	

*** VEJA A FICHA DE OBSERVAÇÕES**

CODIGO 54050

DESCRIÇÃO: ELECTRÓLISE SEL WATCH PLATINUM

12	* 4408040035	PORTA CILINDROS MODELO 6 COMP./ALT.	25	4408060035	CONETOR BOLSA REATIVO DYOPACK
12	* 4408040049	PORTA CILINDROS PH MODELO 2 1,8-2,4	26	4408040028	TUBO PVC TRANSPARENTE 4X6MM L=4M
27	4408060088	RACORD INJEÇÃO COM ANTIRRETORNO	37	4408060104	RACORD DE UNIÃO A COLAR M/F. 63
28	4408040027	RACORD INJEÇÃO, ASPIRAÇÃO	38	4408060007	ESTOJO ANÁLISE SEL
29	4408040043	ROSCA MACHO REDUTORA 3/4 - 1/2	39	4408060122	TAMPÃO GRANDE COPO + JUNTA
30	4408040042	RACORD T M/M/M 3/8"	40	4408060105	PORCA D. 92 ELÉCTRODO SEL + JUNTA
31	* 4408060119	TOMADA EM CARGA D. 50	41	4408060102	REDUÇÃO 75/63
31	* 4408060024	TOMADA EM CARGA D. 63	42	4408060103	REDUÇÃO 63/50
32	4408040037	SUPORTE PAREDE	43	54053	ELÉCTRODO SEL 95 - 7 PLACAS
33	4408060129	CARCAÇA PORTA-CÉLULAS (100 M3)	44	4408060089	CJTO. PRENSA-ESTOPAS PG9
34	4408060121	TAMPÃO PRETO OBTURADOR + JUNTA	45	4408060041	LIGAÇÃO 14 VIAS DISPLAY
35	4408060008	TAMPA PEQUENA INJEÇÃO PARA COPO	46	4408060108	FLUXO-ESTATO COMPLETO
36	4408060026	LIGAÇÃO A TERRA			

CODIGO **54050**

DESCRIÇÃO: **ELECTRÓLISE SEL WATCH PLATINUM**

OBSERVAÇÕES

POS	CODIGO	OBSERVAÇÕES
11	* 4408040034	PARA: 4408040033 PUMP
11	* 4408040030	PARA: 4408040031 PUMP
11	* 4408060022	PARA: 4408060039 PUMP
12	* 4408040035	PARA: 4408040033 PUMP
12	* 4408040049	PARA: 4408060039 PUMP
13	* 4408040029	PARA: P01AA0101001 PUMP
14	* 4408060087	PARA: 4408040033 PUMP
14	* 4408060080	PARA: P01AA0101001 AND 4408060039 PUMP
31	* 4408060119	PARA: Ø50
31	* 4408060024	PARA: Ø63