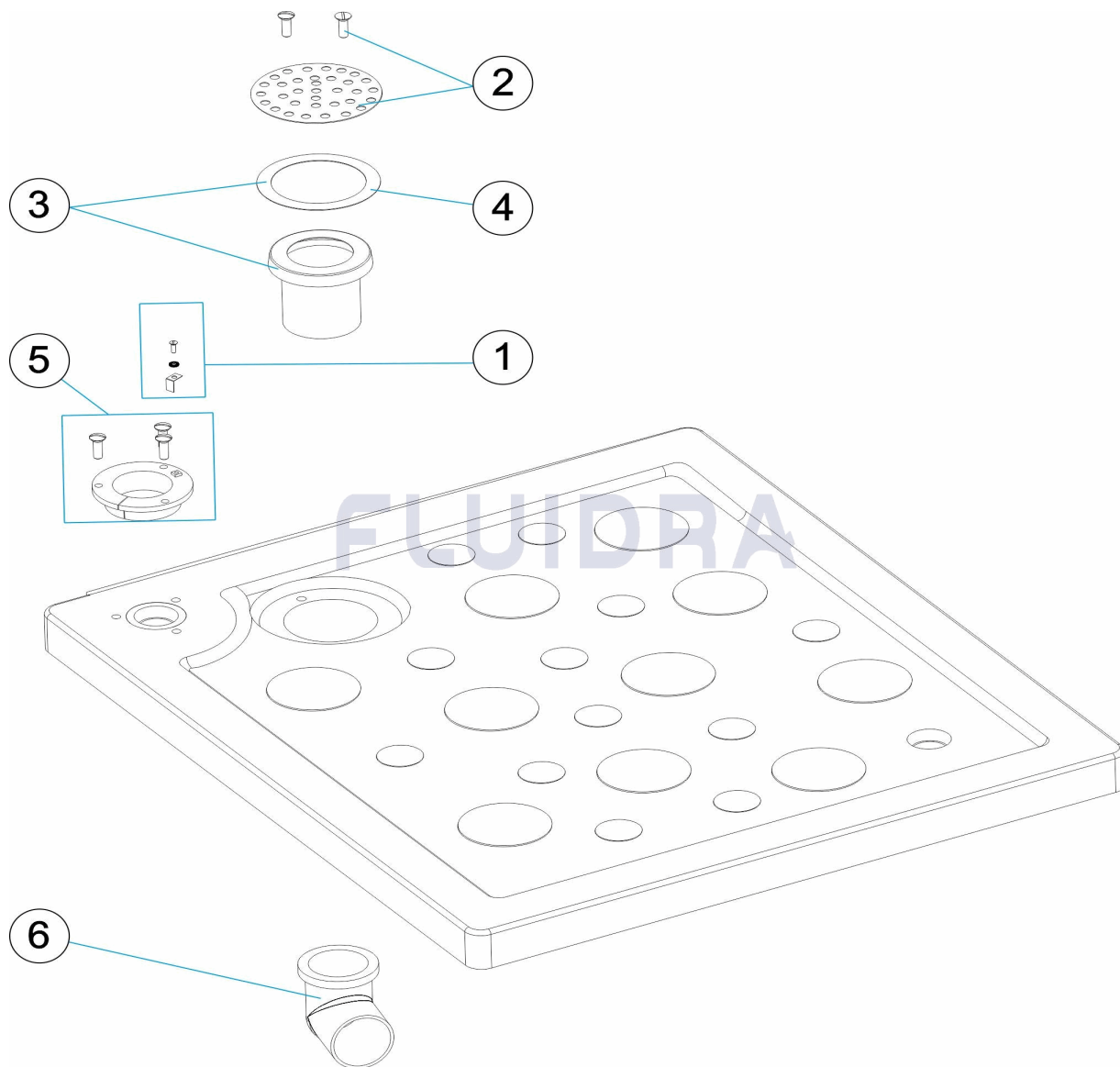


CODIGO **00103, 00104**

DESCRIPCION: **PLATO DUCHA D.43 - D.63**



ESPAÑOL

POS	CODIGO	DESCRIPCION	CANTIDAD	POS	CODIGO	DESCRIPCION	CANTIDAD
1	4401040903	TOMA DE TIERRA		5	* 4401040108	FIJACION ANCLAJE DUCHA 43	
2	4401040904	REJILLA PLATO DUCHA		5	* 4401042810	FIJACION ANCLAJE DUCHA D 63	
3	4401040905	CUERPO BOQUILLA		6	04043	CODO 90° 50 2"	
4	4401040906	JUNTA PLANA					

CODIGO 00103, 00104

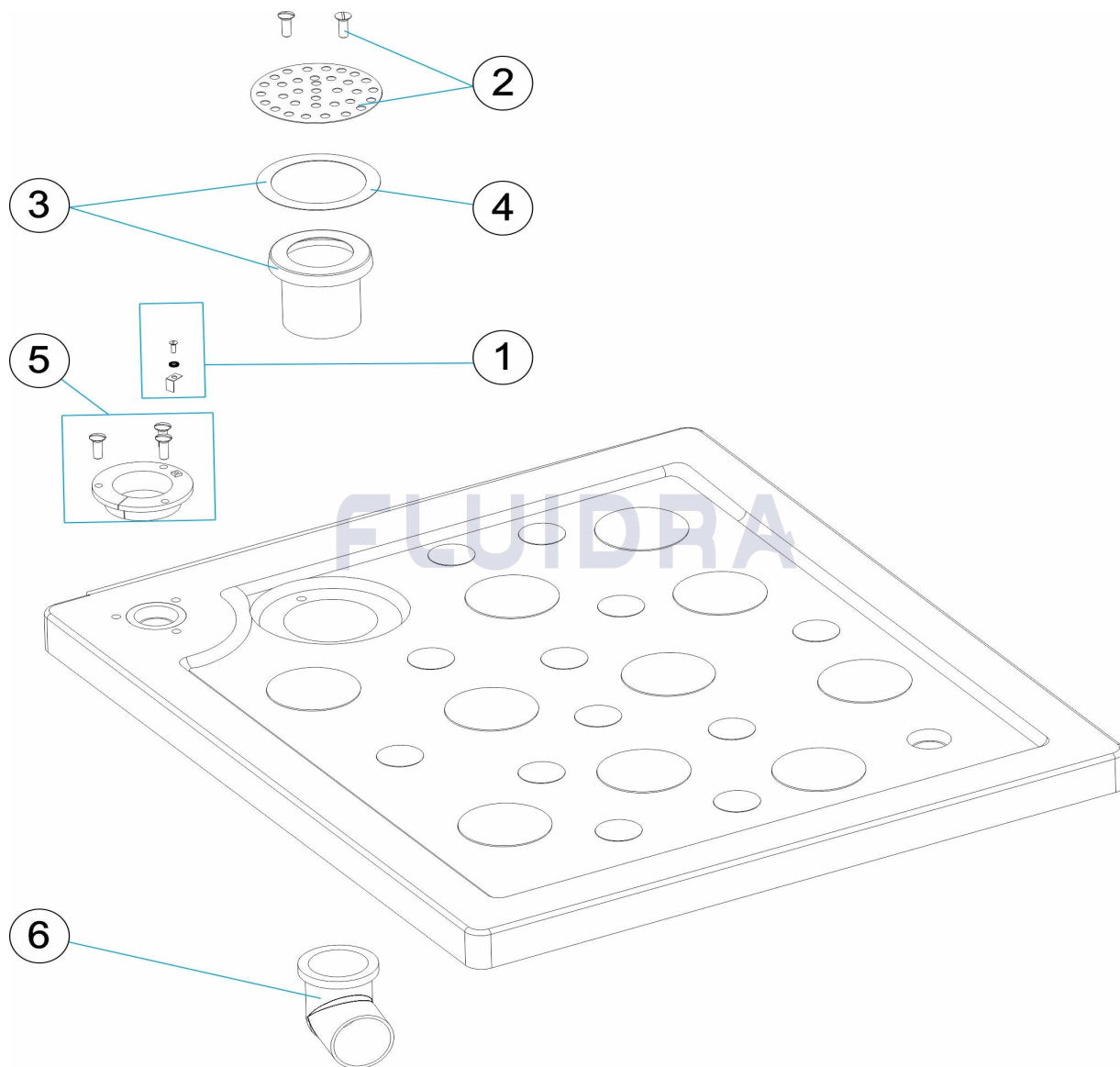
DESCRIPCION: PLATO DUCHA D.43 - D.63

OBSERVACIONES

POS	CODIGO	OBSERVACIONES
5	* 4401040108	PARA: 00103
5	* 4401042810	PARA: 00104

CODE 00103, 00104

DESCRIPTION: PLATEAU DOUCHE D.43 - D.63



FRANCAIS

POS	CODE	DESCRIPTION	QUANTITE	POS	CODE	DESCRIPTION	QUANTITE
1	4401040903	PRISE DE TERRE		5	* 4401040108	1/2 ENCRAGE SUPERIEUR AVEC PRISE DE	
2	4401040904	GRILLE D'EVACUATION		5	* 4401042810	FIXATION ANCRAGE DOUCHE D 63	
3	4401040905	CORPS DE BOUCHE		6	04043	COUDE 90° 50 2"	
4	4401040906	JOINT PLAT					

CODE **00103, 00104**

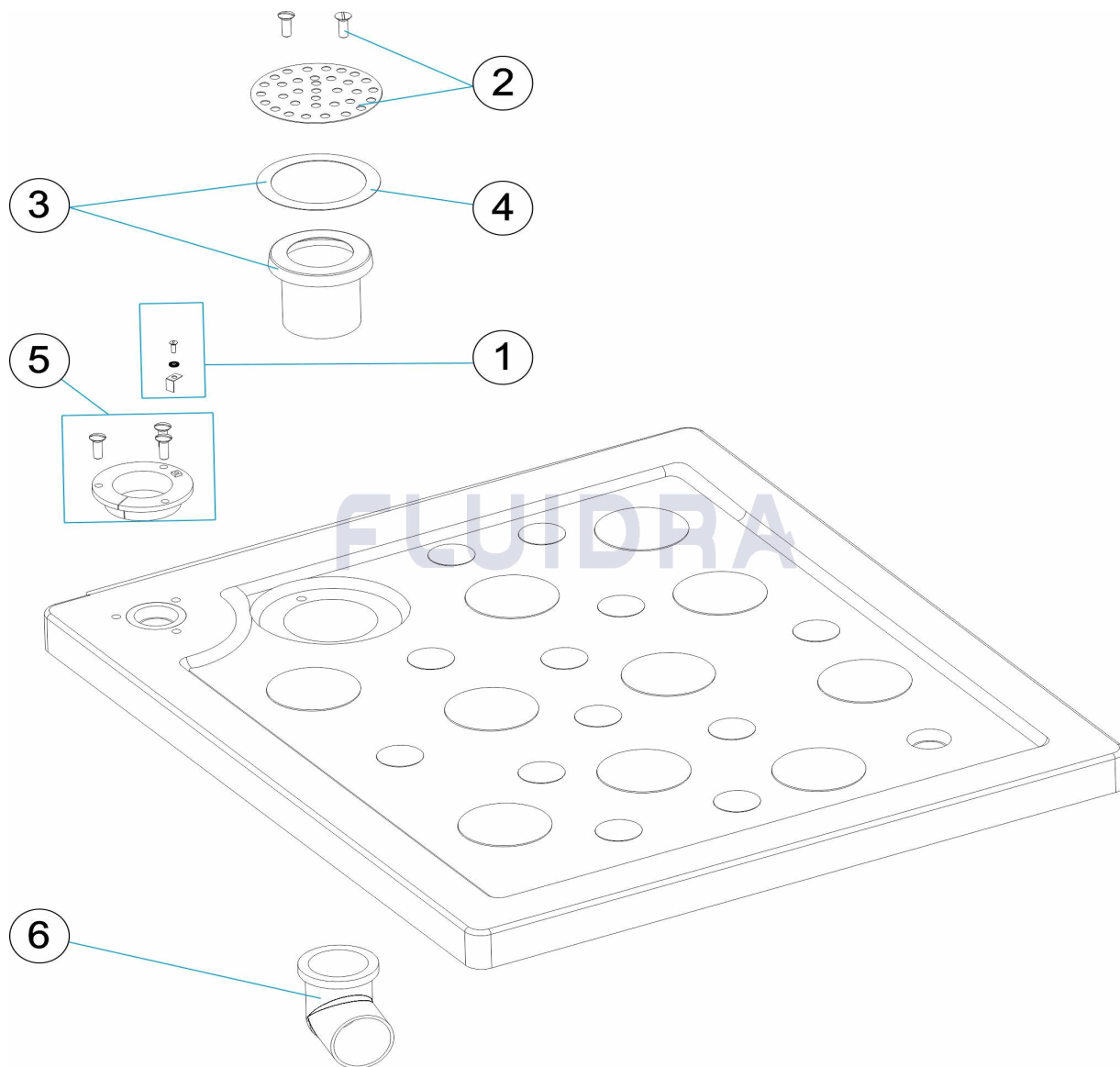
DESCRIPTION: **PLATEAU DOUCHE D.43 - D.63**

OBSERVATIONS

POS	CODE	OBSERVATIONS
5	* 4401040108	POUR: 00103
5	* 4401042810	POUR: 00104

CODE **00103, 00104**

DESCRIPTION: **SHOWER TRAY D. 43 - D. 63**



ENGLISH

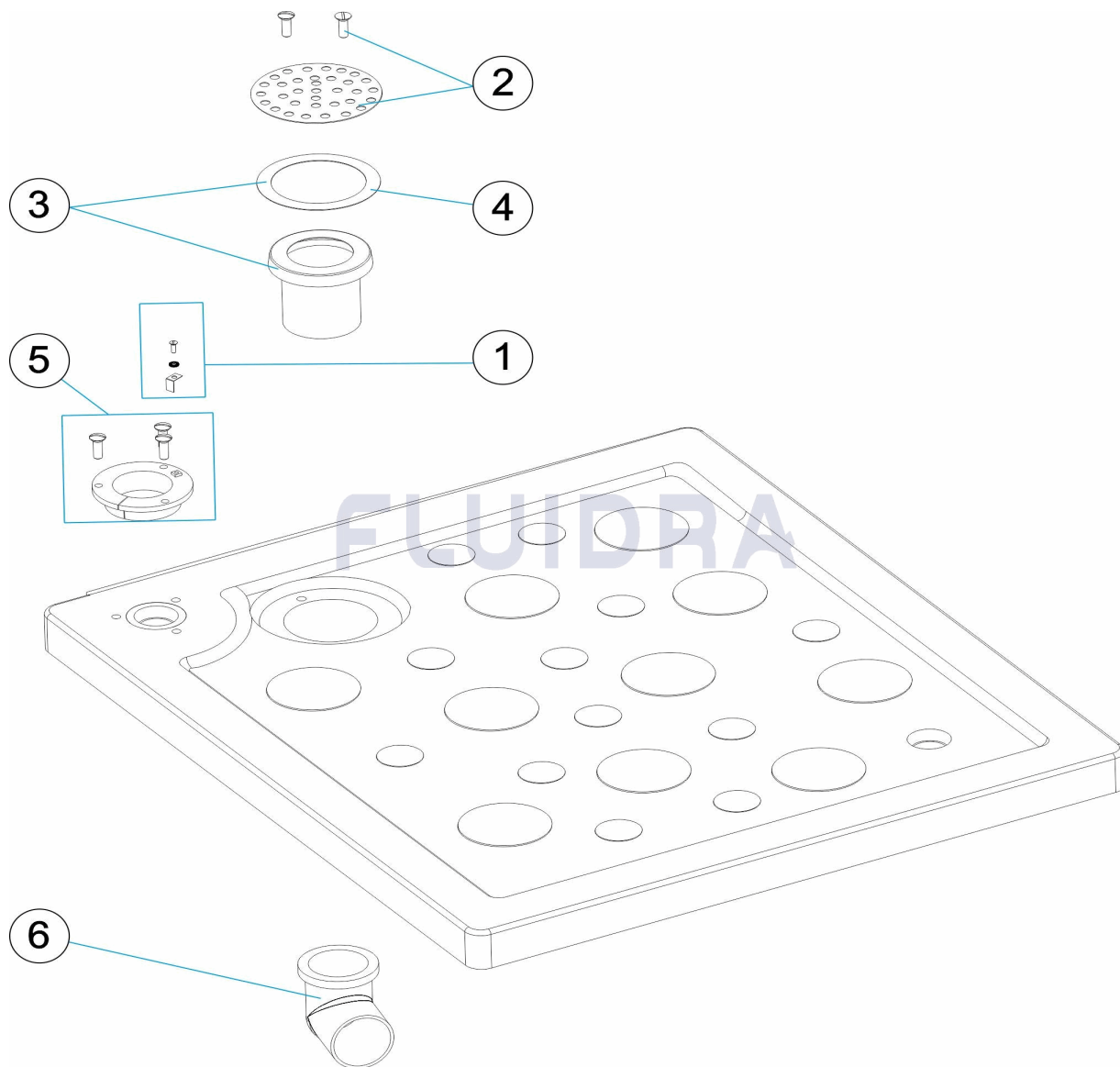
POS	CODE	DESCRIPTION	QUANTITY	POS	CODE	DESCRIPTION	QUANTITY
1	4401040903	EARTH CONNECTION		5	* 4401040108	SHOWER ANCHOR D 43	
2	4401040904	SHOWER PLATE GRILLE		5	* 4401042810	SHOWER ANCHOR D 63	
3	4401040905	INLET BODY		6	04043	90° 50 2" ELBO "	
4	4401040906	FLAT GASKET					

CODE **00103, 00104**DESCRIPTION: **SHOWER TRAY D. 43 - D. 63****OBSERVATIONS**

POS	CODE	OBSERVATIONS
5	* 4401040108	FOR: 00103
5	* 4401042810	FOR: 00104

CODICE **00103, 00104**

DESCRIZIONE: **PIATTO DOCCIA D.43 - D.63**



ITALIANO

POS	CODICE	DESCRIZIONE	QUANTITA'	POS	CODICE	DESCRIZIONE	QUANTITA'
1	4401040903	PRESA A TERRA		5	* 4401040108	FISSAGGIO ANCORAGGIO DOCCIA D 43	
2	4401040904	GRIGLIA PIATTO DOCCIA		5	* 4401042810	FISSAGGIO ANCORAGGIO DOCCIA D 63	
3	4401040905	CORPO BOCCHETTA		6	04043	GOMITO 90° 50 2"	
4	4401040906	GUARNIZIONE PIANA					

CODICE 00103, 00104

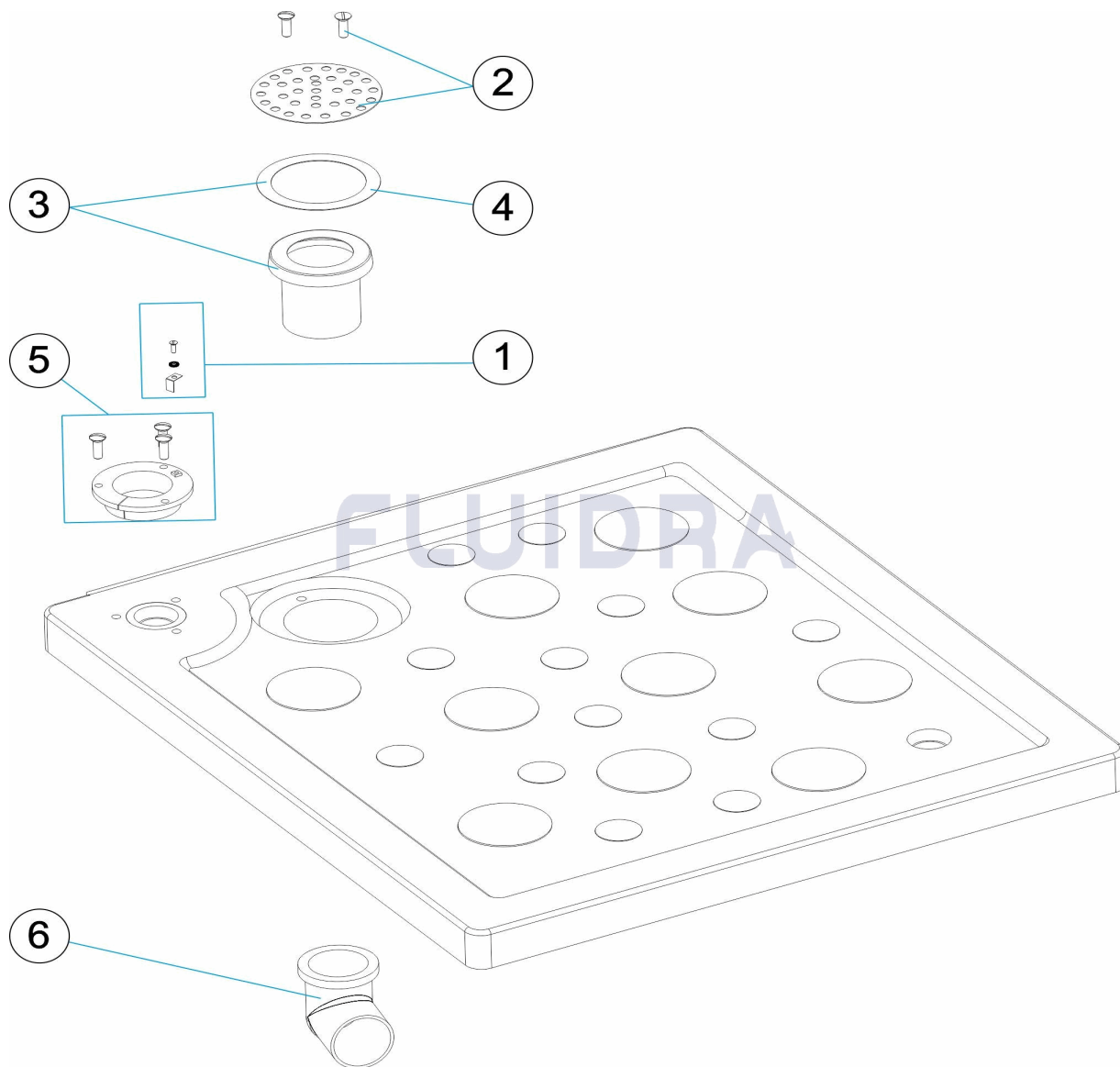
DESCRIZIONE: PIATTO DOCCIA D.43 - D.63

OSSERVAZIONI

POS	CODICE	OSSERVAZIONI
5	* 4401040108	PER: 00103
5	* 4401042810	PER: 00104

CODE **00103, 00104**

BESCHREIBUNG: **DUSCHWANNE D.43 - D.63**



DEUTSCH

POS	CODE	BESCHREIBUNG	MENGE	POS	CODE	BESCHREIBUNG	MENGE
1	4401040903	ERDUNG		5	* 4401040108	FIXIERUNG DUSCHVERANKERUNG 43	
2	4401040904	GITTER DUSCHWANNE		5	* 4401042810	FIXIERUNG DUSCHVERANKERUNG D. 63	
3	4401040905	GEHÄUSE DÜSE		6	04043	WINKEL 90° 50 2"	
4	4401040906	FLACHDICHTUNG					

CODE **00103, 00104**

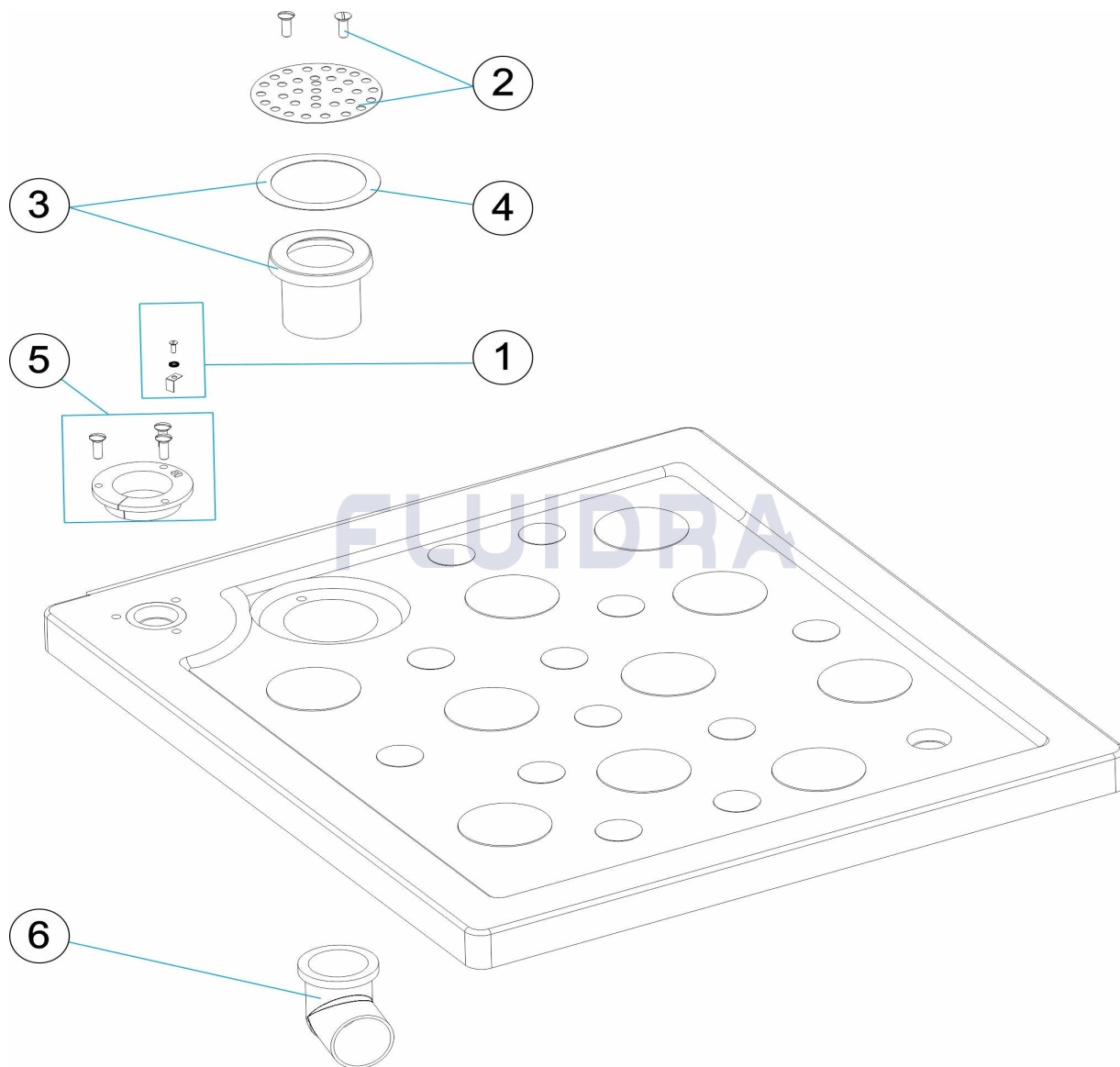
BESCHREIBUNG: **DUSCHWANNE D.43 - D.63**

HINWEISE

POS	CODE	HINWEISE
5	* 4401040108	FÜR: 00103
5	* 4401042810	FÜR: 00104

CODIGO **00103, 00104**

DESCRIÇÃO: **PRATO DUCHE D.43 - D.63**



PORTUGUES

POS	CODIGO	DESCRIÇÃO	JANTIDADE	POS	CODIGO	DESCRIÇÃO	JANTIDADE
1	4401040903	LIGAÇÃO A TERRA		5	* 4401040108	FIXAÇÃO ÂNCORA CHUVEIRO D 43	
2	4401040904	GRELHA PRATO CHUVEIRO		5	* 4401042810	FIXAÇÃO ÂNCORA CHUVEIRO D 63	
3	4401040905	CORPO BOCA		6	04043	JOELHO 90° 50 2"	
4	4401040906	JUNTA PLANA					

CODIGO 00103, 00104

DESCRIÇÃO: PRATO DUCHE D.43 - D.63

OBSERVAÇÕES

POS	CODIGO	OBSERVAÇÕES
5	* 4401040108	PARA: 00103
5	* 4401042810	PARA: 00104