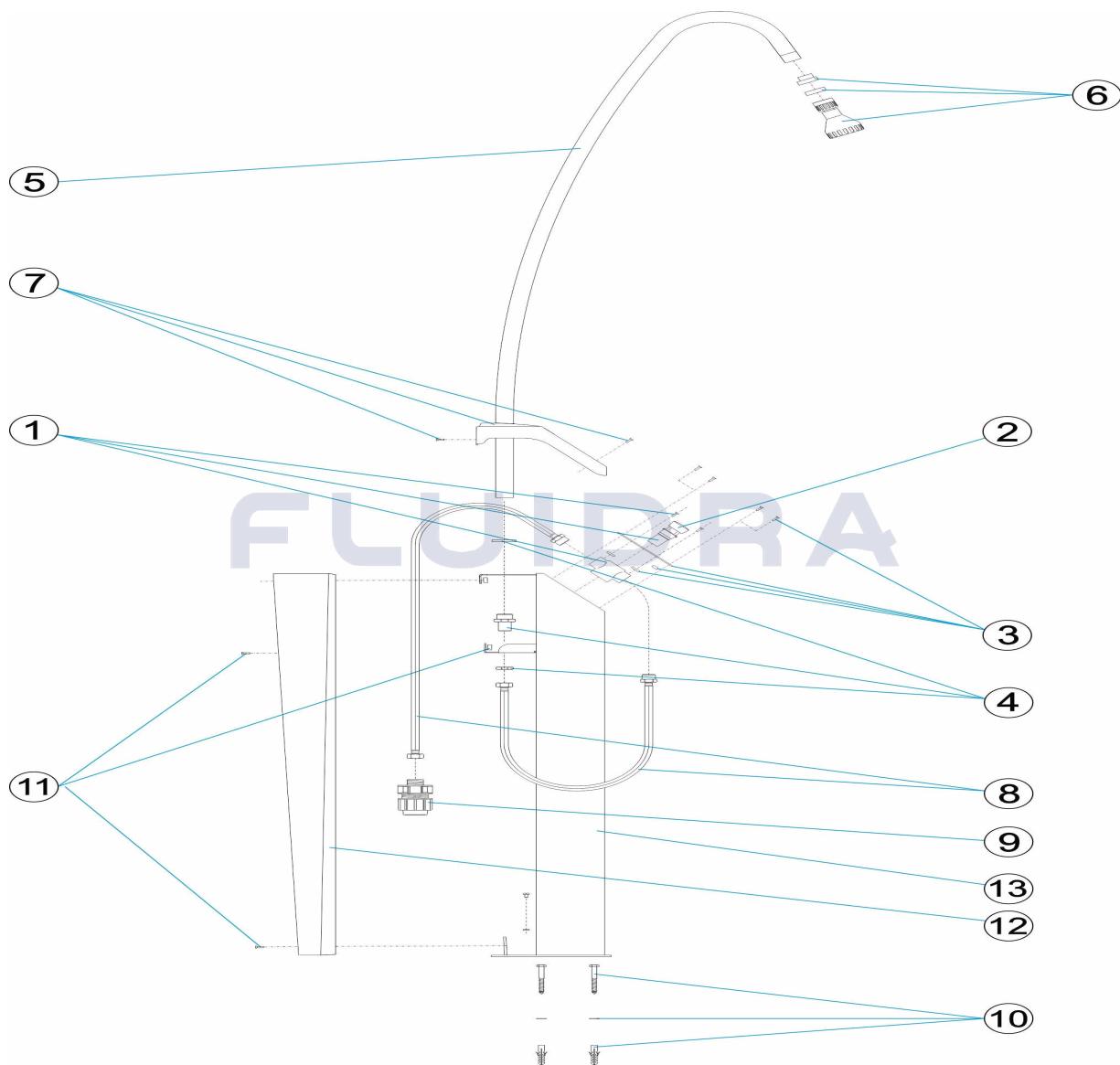


CODIGO **25334**

DESCRIPCION: **DUCHA LUXE PULSADOR TEMPORIZADO**

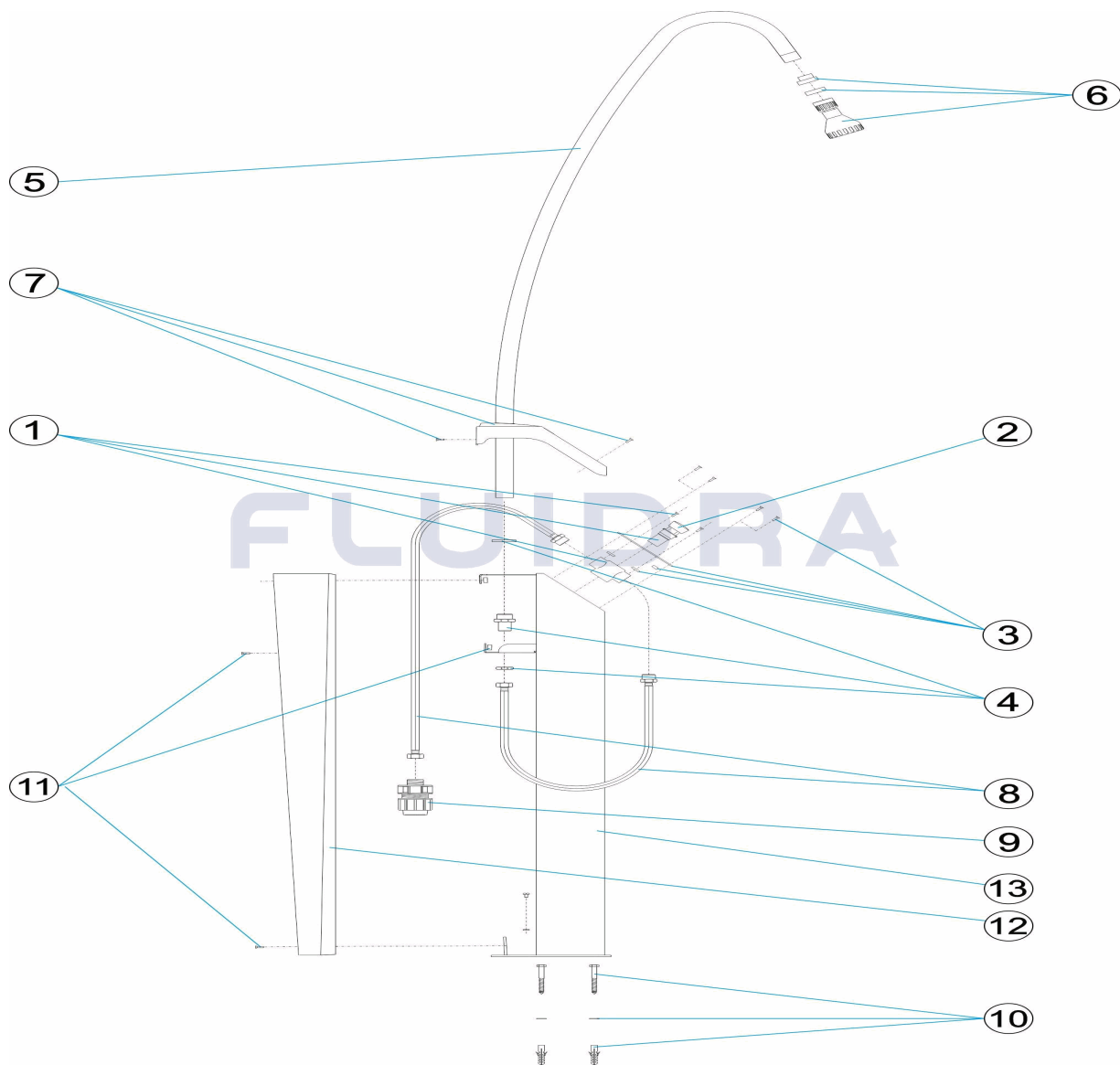


ESPAÑOL

POS	CODIGO	DESCRIPCION	CANTIDAD	POS	CODIGO	DESCRIPCION	CANTIDAD
1	4401040501	CUERPO VALVULA TEMPORIZADORA		8	4401042208	FLEXO MACHO-HEMBRA 1/2"	
2	4401040502	VALVULA TEMPORIZADORA		9	4401042209	ENLACE	
3	4401042203	SOPORTE PULSADOR		10	4401041204	SUJECION DUCHA	
4	4401042204	CONECTOR BRAZO		11	4401042212	TORNILLERIA FIJACION TAPA	
5	4401042205	BRAZO DUCHA		12	25334R0200	TAPA POSTERIOR	
6	4401040104	PIÑA DUCHA		13	25334R0100	CUERPO FRONTAL	
7	4401042207	TAPA EMBELLECEDORA					

CODE 25334

DESCRIPTION: DOUCHE LUXE BOUTON-POUSSOIR TEMP.

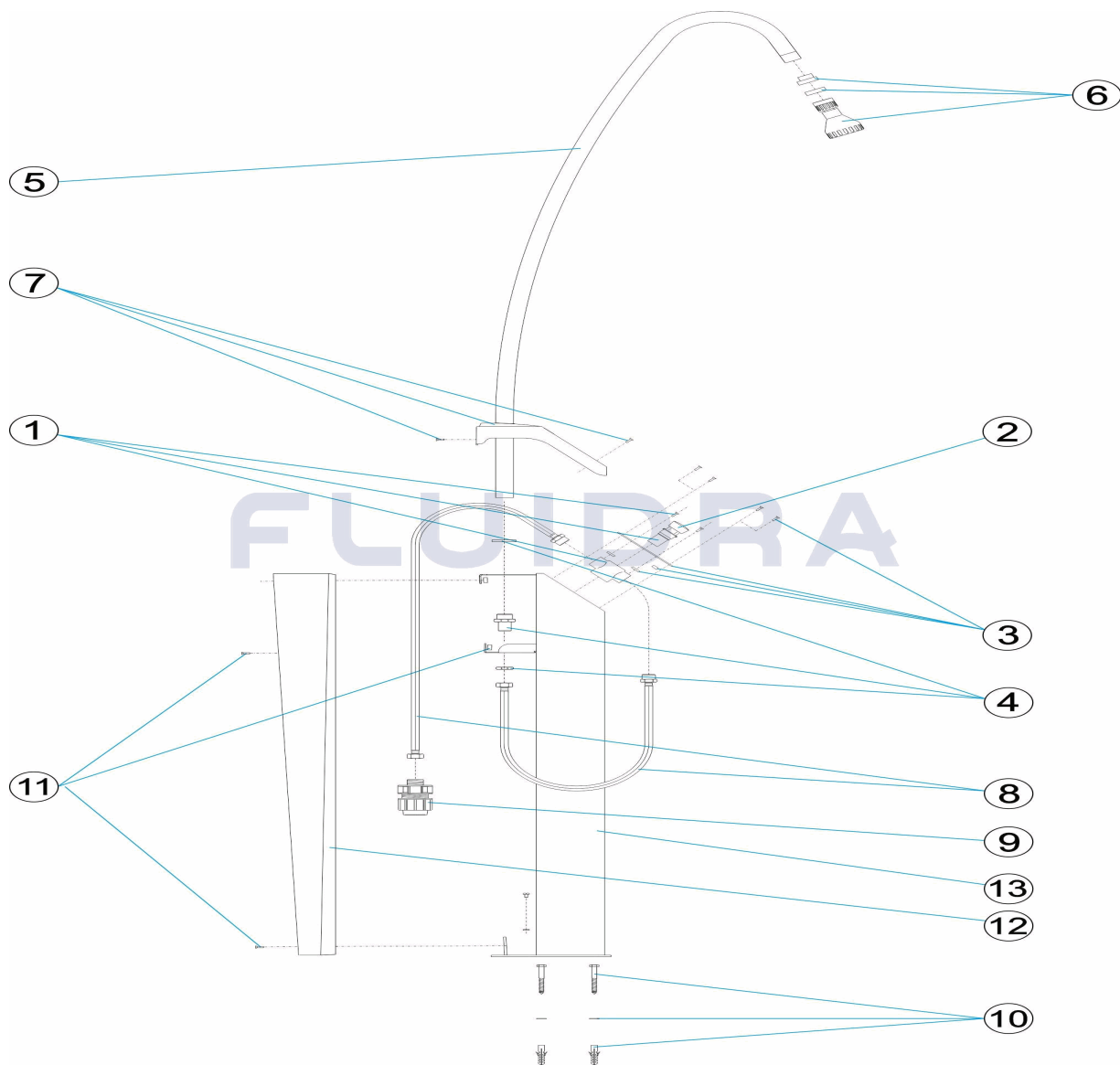


FRANCAIS

POS	CODE	DESCRIPTION	QUANTITE	POS	CODE	DESCRIPTION	QUANTITE
1	4401040501	TE ROBINET DE DOUCHE TEMPORISÉ		8	4401042208	FLEXIBLE MALE-FEMELLE 1/2"	
2	4401040502	BOUTON POUSSOIR		9	4401042209	UNION	
3	4401042203	SUPPORT BOUTON POUSSOIR		10	4401041204	VISSERIE DE DOUCHE	
4	4401042204	CONNECTEUR BRAS		11	4401042212	VISSERIE FIXATION COUVERCLE	
5	4401042205	BRAS DE DOUCHE		12	25334R0200	COUVERCLE ARRIERE	
6	4401040104	POMMEAU DE DOUCHE		13	25334R0100	CORPS FRONTAL	
7	4401042207	COUVERCLE ENJOLIVEUR					

CODE **25334**

DESCRIPTION: **LUXE SHOWER TIMER BUTTON**

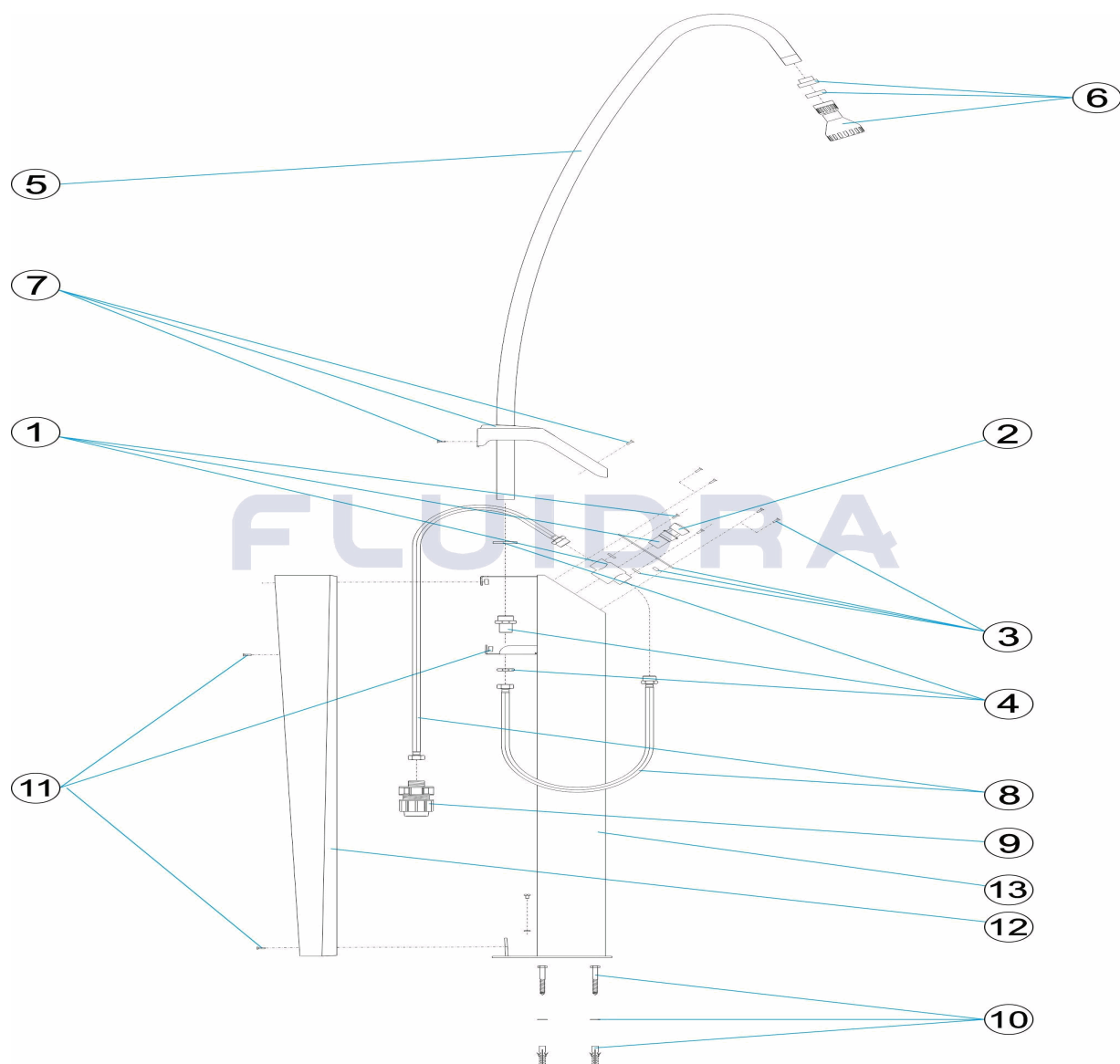


ENGLISH

POS	CODE	DESCRIPTION	QUANTITY	POS	CODE	DESCRIPTION	QUANTITY
1	4401040501	TIMER VALVE BODY		8	4401042208	FLEXIBLE HOSE MALE-FEMALE 1/2"	
2	4401040502	TIMER VALVE		9	4401042209	FITTING	
3	4401042203	PUSHBUTTON SUPPORT		10	4401041204	SHOWER SUPPORT	
4	4401042204	ARM CONNECTOR		11	4401042212	LID ANCHOR BOLTS	
5	4401042205	SHOWER ARM		12	25334R0200	REAR COVER	
6	4401040104	SHOWER HEAD		13	25334R0100	FRONT PANEL	
7	4401042207	TRIM COVER					

CODICE **25334**

DESCRIZIONE: **DOCCIA LUXE PULSANTE TEMPORIZZATO**

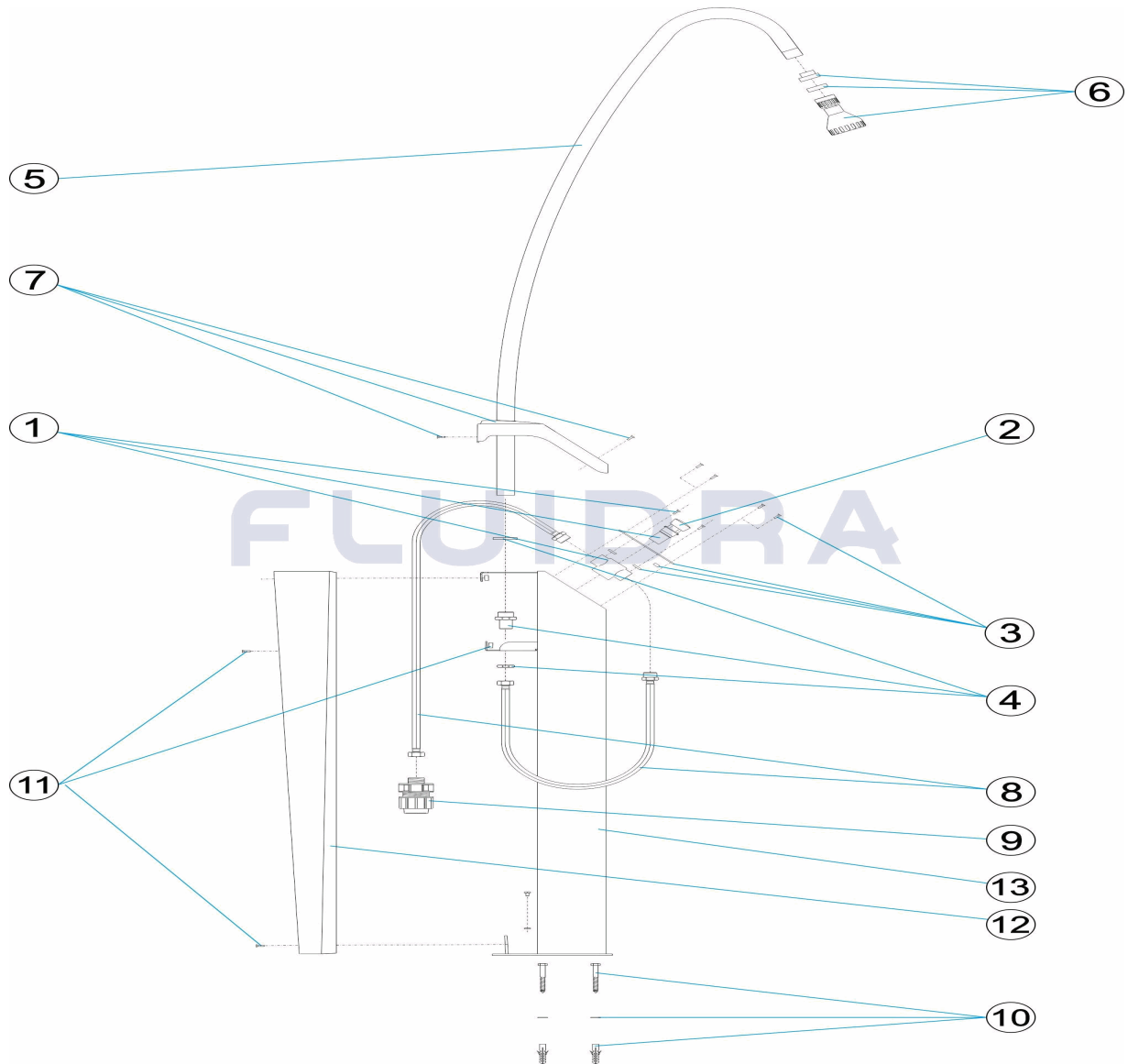


ITALIANO

POS	CODICE	DESCRIZIONE	QUANTITA'	POS	CODICE	DESCRIZIONE	QUANTITA'
1	4401040501	CORPO VALVOLA TEMPORIZZATA		8	4401042208	FLESSIBILE MASCHIO-FEMMINA 1/2"	
2	4401040502	VALVOLA TEMPORIZZATA		9	4401042209	UNIONE	
3	4401042203	SUPPORTO PULSANTE		10	4401041204	FISSAGGIO DOCCIA	
4	4401042204	CONNETTORE BRACCIO		11	4401042212	BULLONERIA FISSAGGIO COPERCHIO	
5	4401042205	BRACCIO DOCCIA		12	25334R0200	COPERCHIO POSTERIORE	
6	4401040104	DIFFUSORE DOCCIA		13	25334R0100	CORPO FRONTALE	
7	4401042207	COPERCHIO ORNAMENTALE					

CODE **25334**

BESCHREIBUNG: **DUSCHE LUXE REGELDRUCKKNOPF**

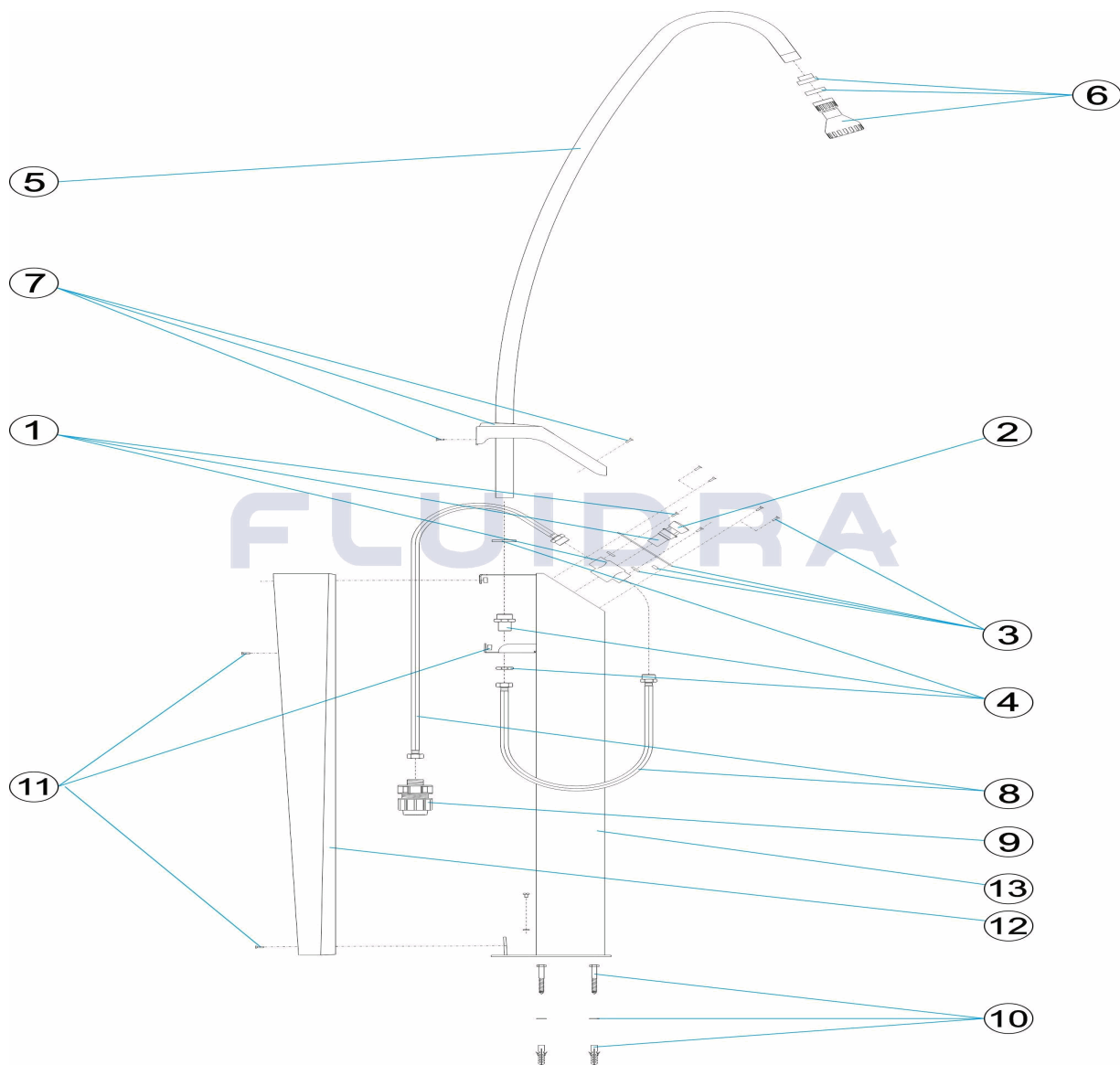


DEUTSCH

POS	CODE	BESCHREIBUNG	MENGE	POS	CODE	BESCHREIBUNG	MENGE
1	4401040501	GEHÄUSE REGLERVENTIL	8	4401042208	FLEXSCHLAUCH NIPPEL - MUFFE 1/2"		
2	4401040502	REGLERVENTIL	9	4401042209	ANSCHLUSS		
3	4401042203	HALTERUNG DRUCKTASTER	10	4401041204	BEFESTIGUNG DUSCHE		
4	4401042204	STECKKUPPLUNG SCHLITZROHR	11	4401042212	FIXIERSCHRAUBEN ABDECKUNG		
5	4401042205	DUSCHARM	12	25334R0200	ABDECKUNG HINTEN		
6	4401040104	DUSCHKOPF	13	25334R0100	GEHÄUSE VORNE		
7	4401042207	ZIERDECKEL					

CODIGO **25334**

DESCRIÇÃO: **DUCHE LUXE TORNEIRA TEMPORIZADA**



PORTUGUES

POS	CODIGO	DESCRIÇÃO	JANTIDADE	POS	CODIGO	DESCRIÇÃO	JANTIDADE
1	4401040501	CORPO VÁLVULA TEMPORIZADORA		8	4401042208	FLEXO MACHO - FÊMEA 1/2"	
2	4401040502	VÁLVULA TEMPORIZADA		9	4401042209	ENLACE	
3	4401042203	SUPORTE BOTÃO		10	4401041204	PARAFUSOS FIXAÇÃO CHUVEIRO SOLAR	
4	4401042204	CONECTOR BRAÇO		11	4401042212	PARAFUSOS FIXAÇÃO TAMPA	
5	4401042205	BRAÇO CHUVEIRO		12	25334R0200	TAMPA POSTERIOR	
6	4401040104	REGADOR CHUVEIRO		13	25334R0100	CORPO FRONTAL	
7	4401042207	TAMPA EMBELEZEDORA					