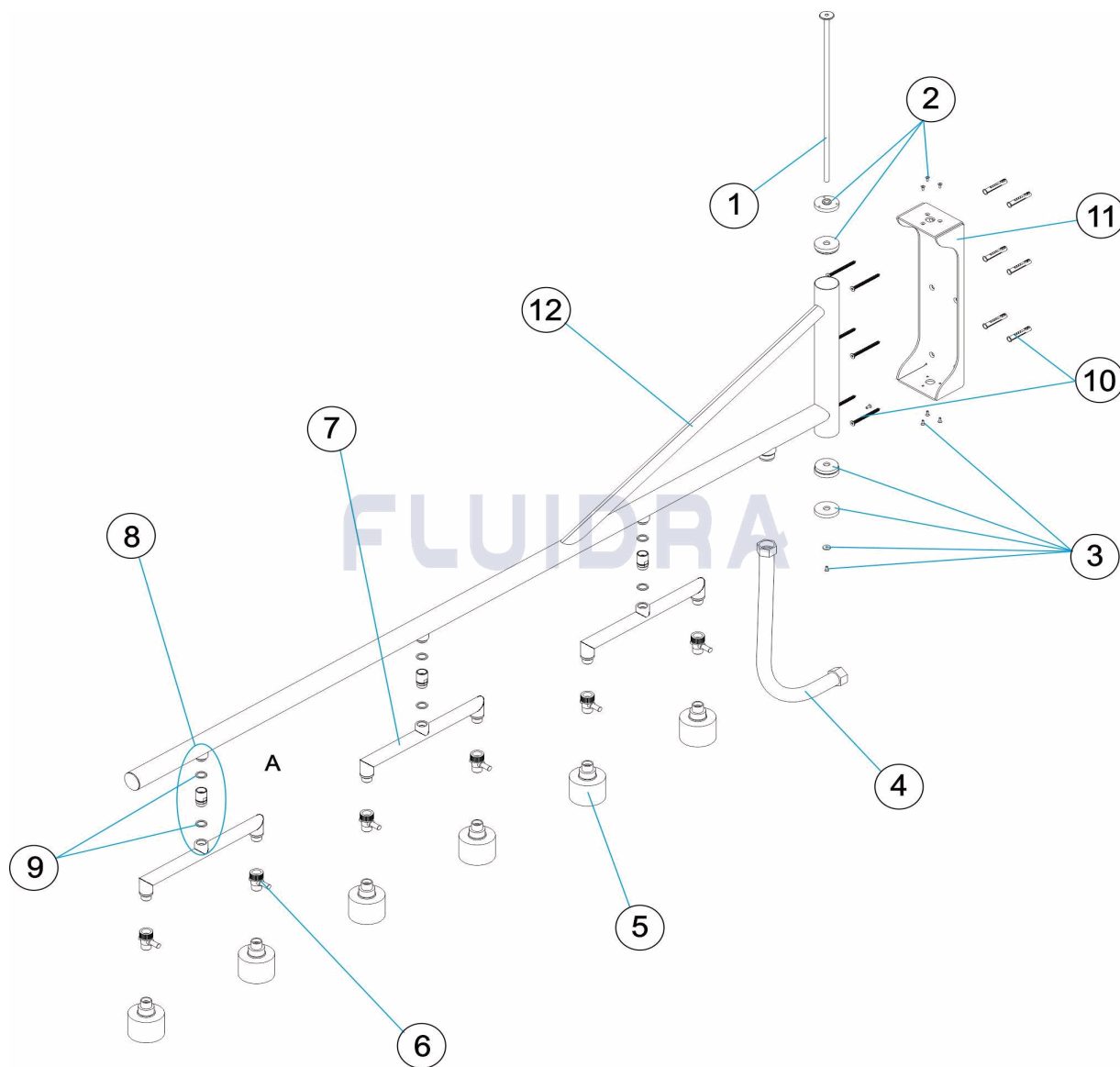


CODIGO **46025**

DESCRIPCION: **DUCHA VICHY BRAZO GIRATORIO 6 BOQUILLAS**

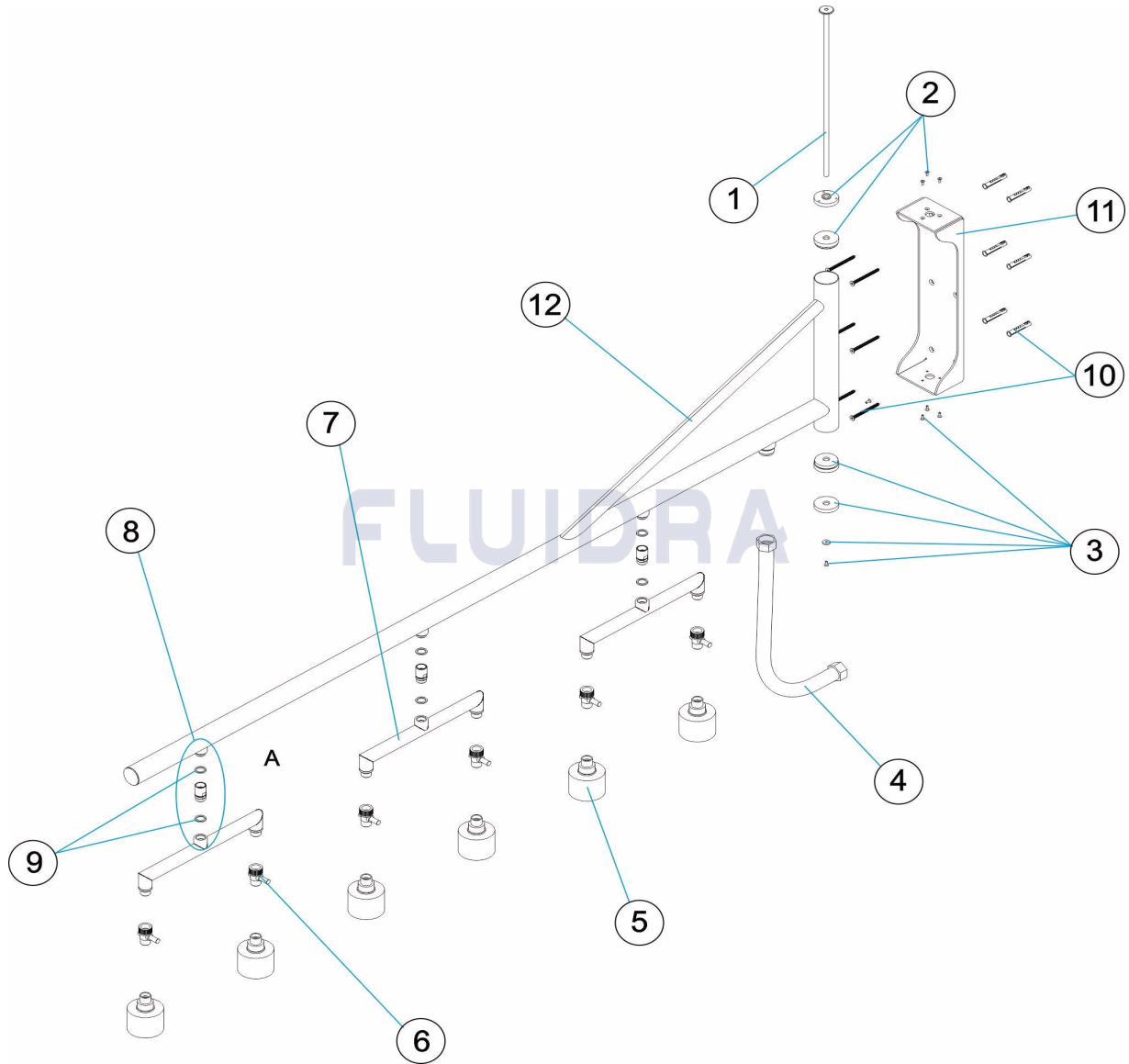


**ESPAÑOL**

| POS | CODIGO     | DESCRIPCION                     | CANTIDAD | POS | CODIGO     | DESCRIPCION                     | CANTIDAD |
|-----|------------|---------------------------------|----------|-----|------------|---------------------------------|----------|
| 1   | 4401040003 | BARRA EJE                       |          | 7   | 4401040009 | TUBO GIRATORIO                  |          |
| 2   | 4401040004 | CJTO TAPA NYLON SUPERIOR        |          | 8   | 4401040010 | CJTO. ROTULA CROMADA 1/2" M-H " |          |
| 3   | 4401040005 | CJTO TAPA NYLON INFERIOR        |          | 9   | 4401040011 | JUNTA PLANA                     |          |
| 4   | 4401040006 | LATIGUILLO 1" H-H L=600"        |          | 10  | 4401040012 | CJTO. FIJACION                  |          |
| 5   | 4401040007 | ROCIADOR                        |          | 11  | 46025R0300 | CJTO PARED SOLDADO              |          |
| 6   | 4401040008 | VALVULA DE PASO 1/2" M-1/2" H " |          | 12  | 46025R0100 | BRAZO DUCHA                     |          |

CODE 46025

DESCRIPTION: DOUCHE VICHY BRAS GIRATOIRE 6 JETS

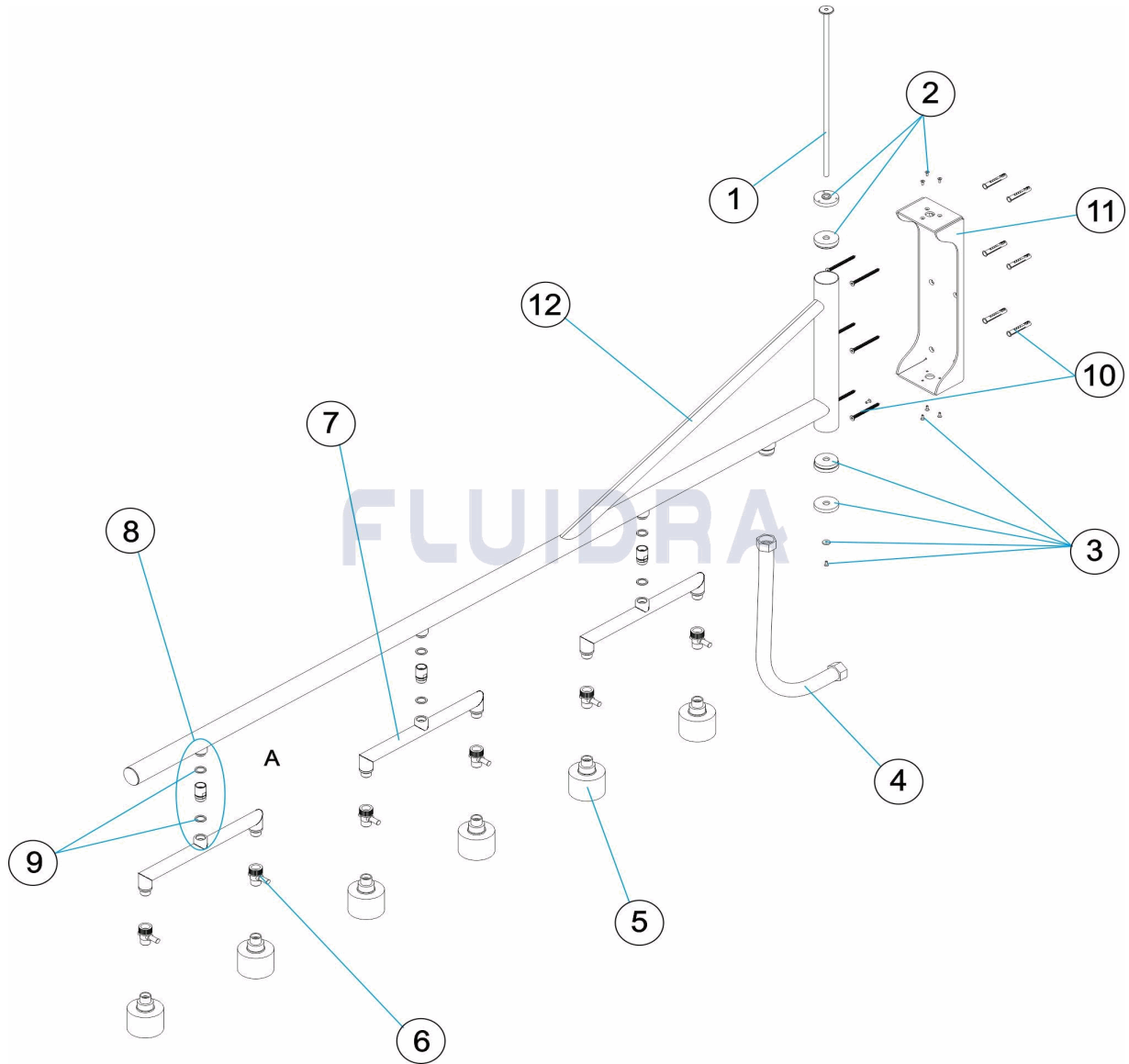


FRANCAIS

| POS | CODE       | DESCRIPTION                      | QUANTITE | POS | CODE       | DESCRIPTION                        | QUANTITE |
|-----|------------|----------------------------------|----------|-----|------------|------------------------------------|----------|
| 1   | 4401040003 | BARRE AXE                        |          | 7   | 4401040009 | TUBE GIRATOIRE                     |          |
| 2   | 4401040004 | ENSEMBLE BOUCHON NYLON SUPÉRIEUR |          | 8   | 4401040010 | ENSEMBLE ARTICULATION CHROMÉE 1/2" |          |
| 3   | 4401040005 | ENSEMBLE BOUCHON NYLON INFÉRIEUR |          | 9   | 4401040011 | JOINT PLAT                         |          |
| 4   | 4401040006 | TUYAU 1" H-H L=600"              |          | 10  | 4401040012 | ENSEMBLE FIXATION                  |          |
| 5   | 4401040007 | POMME DE DOUCHE                  |          | 11  | 46025R0300 | ENSEMBLE MUR SOUDÉ                 |          |
| 6   | 4401040008 | VANNE DE RÉGLAGE 1/2" M-1/2" H " |          | 12  | 46025R0100 | BRAS DOUCHE                        |          |

CODE **46025**

DESCRIPTION: **VICHY ROTATING SHOWER ARM 6 NOZZLES**

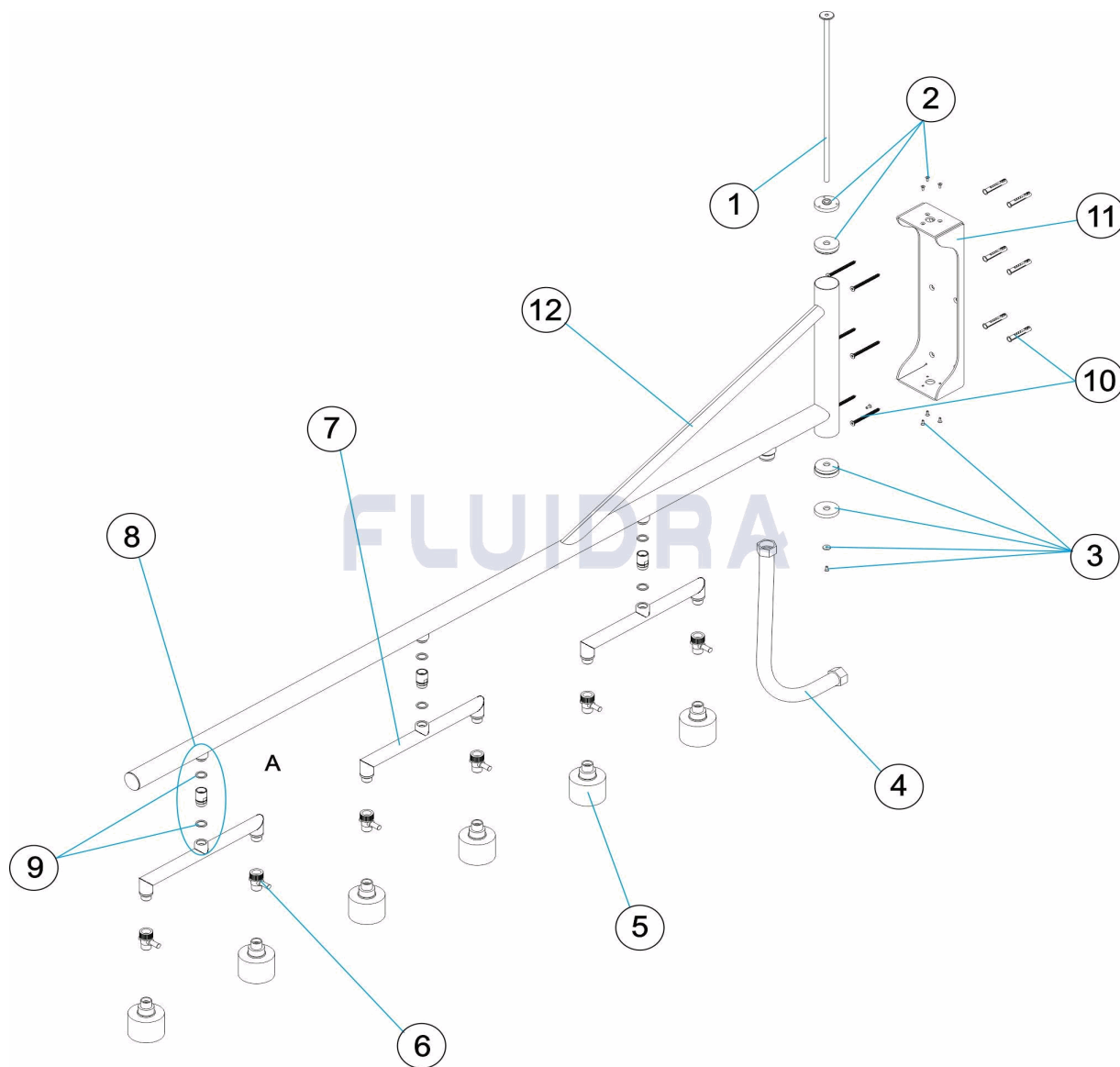


**ENGLISH**

| POS | CODE       | DESCRIPTION                  | QUANTITY | POS | CODE       | DESCRIPTION                          | QUANTITY |
|-----|------------|------------------------------|----------|-----|------------|--------------------------------------|----------|
| 1   | 4401040003 | AXLE BAR                     |          | 7   | 4401040009 | REVOLVING TUBE                       |          |
| 2   | 4401040004 | UPPER NYLON COVER SET        |          | 8   | 4401040010 | CHROME - PLATED JOINT SET 1/2" M-H " |          |
| 3   | 4401040005 | LOWER NYLON COVER SET        |          | 9   | 4401040011 | FLAT GASKET                          |          |
| 4   | 4401040006 | HOSE 1" H-H L=600"           |          | 10  | 4401040012 | FASTENING SET                        |          |
| 5   | 4401040007 | SPRINKLER                    |          | 11  | 46025R0300 | WALL WELD SET                        |          |
| 6   | 4401040008 | FLOW VALVE 1/2" M-1/2" M-H " |          | 12  | 46025R0100 | SHOWER ARM                           |          |

CODICE 46025

DESCRIZIONE: DOCCIA VICHY BRACCIO GIRATORIO 6 BOCCHETTONI

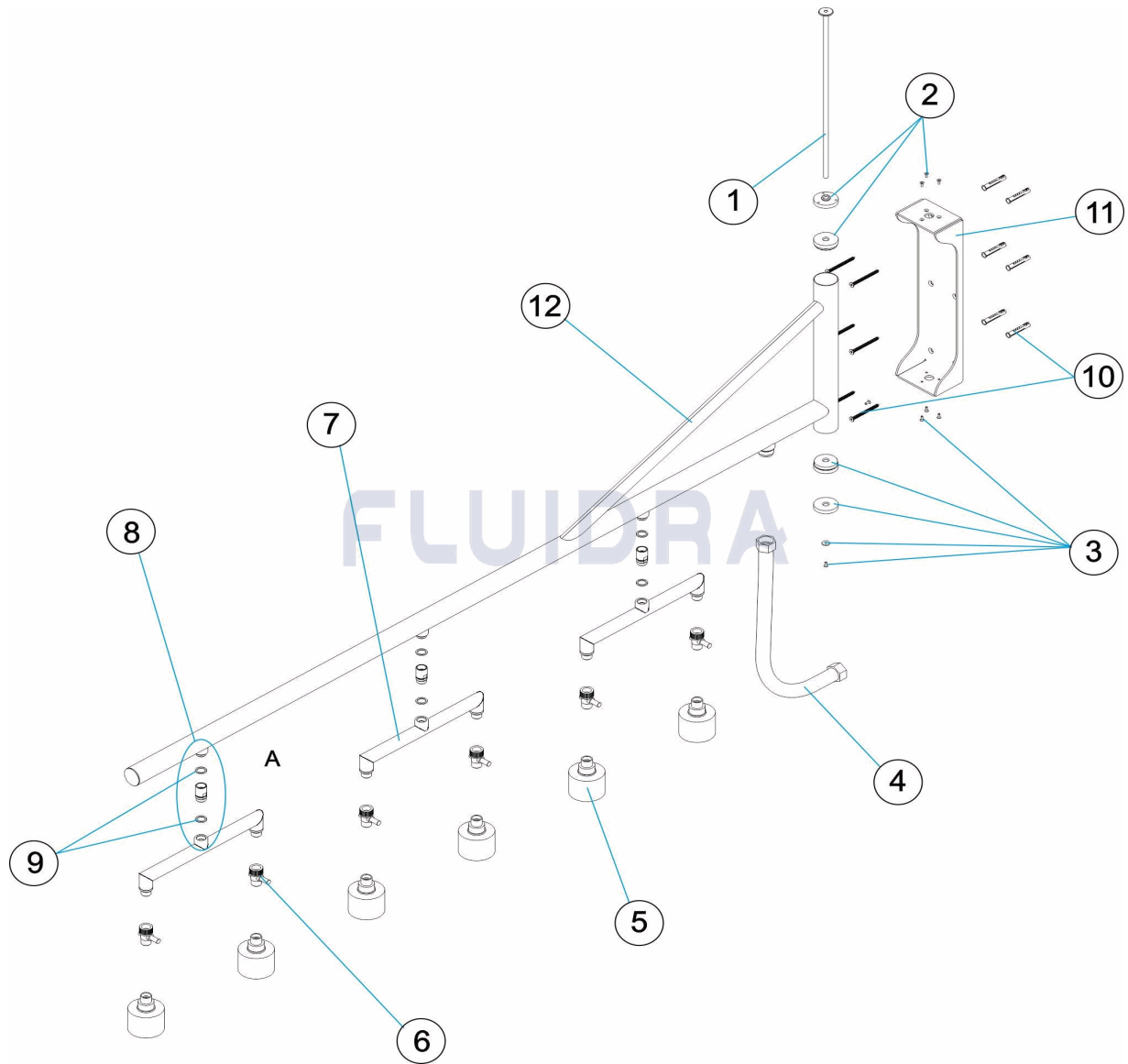


ITALIANO

| POS | CODICE     | DESCRIZIONE                      | QUANTITA' | POS | CODICE     | DESCRIZIONE                      | QUANTITA' |
|-----|------------|----------------------------------|-----------|-----|------------|----------------------------------|-----------|
| 1   | 4401040003 | BARRA ASSE                       |           | 7   | 4401040009 | TUBO GIREVOLE                    |           |
| 2   | 4401040004 | COMPLESSO TAPPO NYLON SUPERIORE  |           | 8   | 4401040010 | COMPLESSO CON SNODO CROMATO 1/2" |           |
| 3   | 4401040005 | COMPLESSO TAPPO NYLON INFERIORE  |           | 9   | 4401040011 | GIUNTURA PIANA                   |           |
| 4   | 4401040006 | SPINOTTO 1" H-H L=600"           |           | 10  | 4401040012 | CONGIUNTO FISSAGGIO              |           |
| 5   | 4401040007 | SPRUZZATORE                      |           | 11  | 46025R0300 | CONGIUNTO PARETE SALDATO         |           |
| 6   | 4401040008 | VALVOLA DI PASSO 1/2" M-1/2" H " |           | 12  | 46025R0100 | BRACCIO DOCCIA                   |           |

CODE **46025**

BESCHREIBUNG: **DUSCHE VICHY DREHARM 6 DÜSEN**

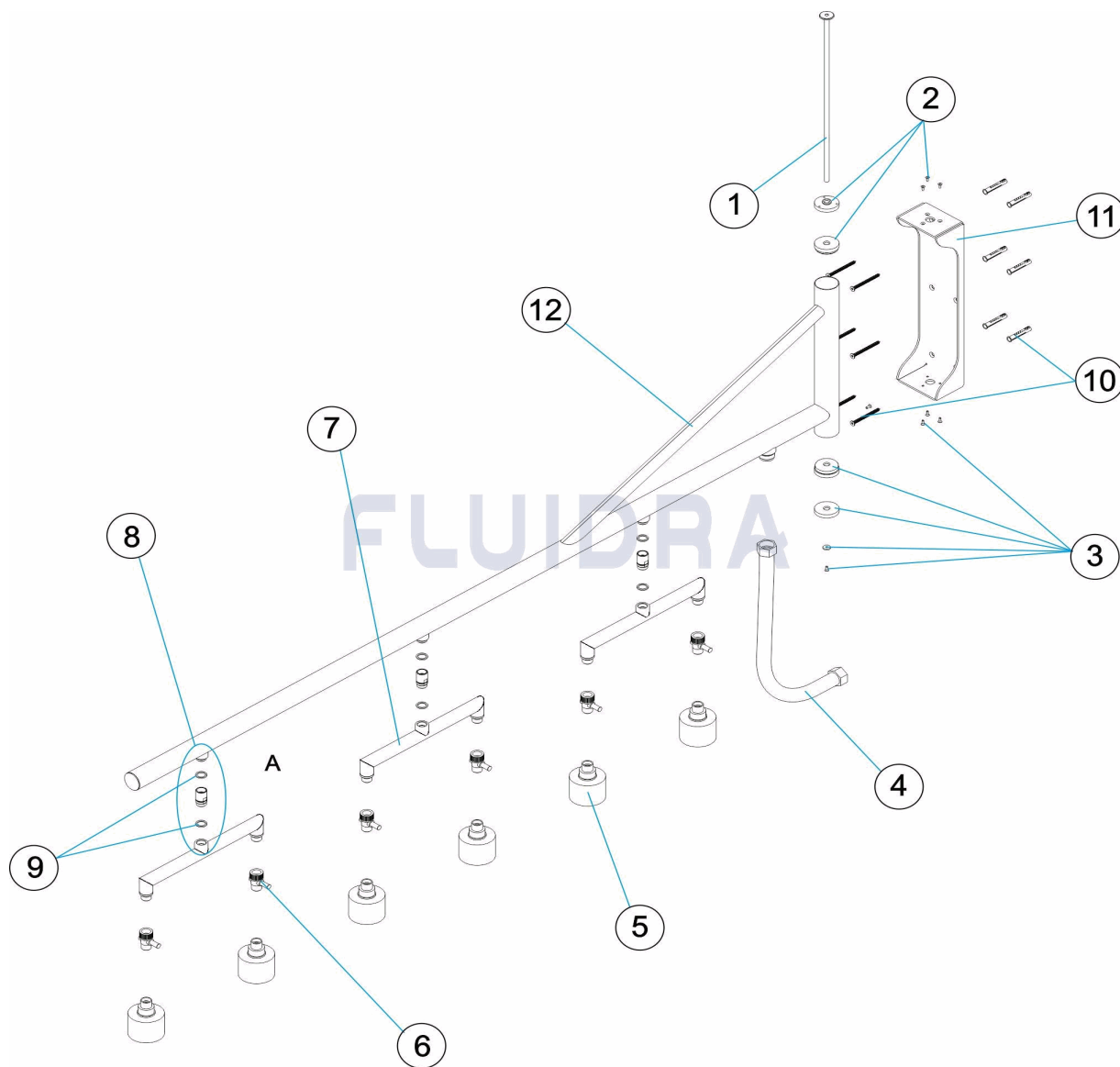


**DEUTSCH**

| POS | CODE       | BESCHREIBUNG                        | MENGE | POS | CODE       | BESCHREIBUNG                        | MENGE |
|-----|------------|-------------------------------------|-------|-----|------------|-------------------------------------|-------|
| 1   | 4401040003 | STANGE ACHSE                        |       | 7   | 4401040009 | ROHR SCHWENKBAR                     |       |
| 2   | 4401040004 | SET ABDECKUNG NYLON OBEN            |       | 8   | 4401040010 | SET ROTIERTEIL VERCHROMT 1/2" MUFFE |       |
| 3   | 4401040005 | SET ABDECKUNG NYLON UNTEN           |       | 9   | 4401040011 | FLACHDICHTUNG                       |       |
| 4   | 4401040006 | SCHLAUCHLEITUNG 1" MUFFE - MUFFE L= |       | 10  | 4401040012 | FIXIERSET                           |       |
| 5   | 4401040007 | DUSCHKOPF                           |       | 11  | 46025R0300 | SET WAND GESCHWEISST                |       |
| 6   | 4401040008 | SCHRITTVENTIL 1/2" M 1/2" H "       |       | 12  | 46025R0100 | DUSCHARM                            |       |

CODIGO **46025**

DESCRIÇÃO: **DUCHE VICHY BRAÇO GIRATÓRIO 6 BOQUILHAS**



**PORTUGUES**

| POS | CODIGO     | DESCRIÇÃO                            | JANTIDADE | POS | CODIGO     | DESCRIÇÃO                       | JANTIDADE |
|-----|------------|--------------------------------------|-----------|-----|------------|---------------------------------|-----------|
| 1   | 4401040003 | BARRA EIXO                           |           | 7   | 4401040009 | TUBO GIRATÓRIO                  |           |
| 2   | 4401040004 | CJTO. TAMPa NYLON SUPERIOR           |           | 8   | 4401040010 | CJTO. RÓTULA CROMADA 1/2" M-H " |           |
| 3   | 4401040005 | CJTO. TAMPa NYLON INFERIOR           |           | 9   | 4401040011 | BUCHA BORRACHA                  |           |
| 4   | 4401040006 | MANGA 1" H-H L = 600"                |           | 10  | 4401040012 | CJTO. FIXAÇÃO                   |           |
| 5   | 4401040007 | DIFUSOR                              |           | 11  | 46025R0300 | CJTO. PAREDE SOLDADO            |           |
| 6   | 4401040008 | VÁLVULA DE REGULAÇÃO 1/2" M-1/2" H " |           | 12  | 46025R0100 | BRAÇO DUCHE                     |           |